

SPEC COL
HA
201
1940
.M3
1940




DEPARTMENT OF COMMERCE


H. JONES, SECRETARY

BUREAU OF THE CENSUS

J. C. CAPT, DIRECTOR (Appointed May 22, 1941)
WILLIAM LANE AUSTIN, DIRECTOR (Relieved January 31, 1941)
VERGIL D. REED, ASSISTANT DIRECTOR
HOWARD H. McCLURE, ASSISTANT DIRECTOR



16TH CENSUS
OF THE UNITED STATES
1940



MANUFACTURES

1939

POWER EQUIPMENT AND ENERGY CONSUMPTION

Prepared under the supervision of
THOMAS J. FITZGERALD
Chief Statistician for Manufactures

BUREAU OF THE CENSUS

J. C. CAPT, *Director (Appointed May 22, 1941)*

WILLIAM LANE AUSTIN, *Director (Retired January 31, 1941)*

VERGIL D. REED, *Assistant Director*

HOWARD H. McCLURE, *Assistant Director*

Manufactures—THOMAS J. FITZGERALD, *Chief Statistician.*

JOHN F. DALY, *Assistant Chief Statistician.*

Technical Assistant—Mary T. Marsh.

Final Results—Marian B. Nevius.

Economic Analyst—Alfred Cahen.

Chemicals, Petroleum, Rubber, Stone, Clay, Glass—John A. Burroughs.

Printing, Leather, Miscellaneous—William G. Copley.

Food, Tobacco—Walter S. Gilchrist.

Textiles, Apparel—Patrick J. Murray.

Lumber, Furniture, Paper—August H. O. Rolle.

Metals, Machinery, Transportation Equipment—Frank W. Sebring.

Administrative Service—ARTHUR J. HIRSCH, *Chief.*

Agriculture—ZELLMER R. PETTET, *Chief Statistician.*

Business—FRED A. GOSNELL, *Chief Statistician.*

Cotton and Oils—RAY HURLEY, *Chief Statistician.*

Field Service—GERALD RYAN, *Chief.*

Geography—CLARENCE E. BATSCHLET, *Geographer.*

Information and Publications—FRANK R. WILSON, *Chief.*

Machine Tabulation—GEORGE B. WETZEL, *Chief.*

Mineral Industries—OSCAR E. KIESSLING, *Chief Statistician.*

Population—LEON E. TRUESDELL, *Chief Statistician.*

State and Local Government—CHESTER E. RIGHTOR, *Chief Statistician.*

Statistical Research—CALVERT L. DEDRICK, *Chief Statistician.*

Vital Statistics—HALBERT L. DUNN, *Chief Statistician.*

POWER EQUIPMENT AND ENERGY CONSUMPTION

CONTENTS

	Page
CHART.—Power equipment in manufacturing establishments: 1869 to 1939.....	2
TABLE 1.—Prime movers and motors by number and rated capacity, generators by kilowatt rating, and electric energy purchased (kilowatt hours): 1869 to 1939..	3
TABLE 2.—Prime movers and motors by number and rated capacity, generators by kilowatt rating, and electric energy consumed (kilowatt hours): 1939.....	4
TABLE 3.—Horsepower installation (rated capacity) per 100 wage earners: 1869 to 1939.....	5
TABLE 4.—Prime movers and motors by number and rated capacity, generators by kilowatt rating, and electric energy consumed (kilowatt hours), in detail, for industry groups and for industries: 1939.....	6
TABLE 5.—Prime movers and motors by number and rated capacity, generators by kilowatt rating, and electric energy consumed (kilowatt hours), in detail, for geographic divisions and for States: 1939.....	48
TABLE 6.—Prime movers and motors by number and rated capacity, generators by kilowatt rating, and electric energy purchased (kilowatt hours), for geographic divisions and for States: 1939 and 1929.....	52
TABLE 7.—Prime movers and motors by number and rated capacity, generators by kilowatt rating, and electric energy consumed (kilowatt hours), in detail, for industrial areas: 1939.....	56
TABLE 8.—Prime movers and motors by number and rated capacity, and electric energy purchased (kilowatt hours), for industrial areas: 1939 and 1929.....	60

POWER EQUIPMENT AND ENERGY CONSUMPTION

INTRODUCTION

The first census of power-equipment installation in manufacturing establishments was made by the Bureau of the Census in 1870, covering the year 1869. The 70-year period from 1869 to 1939 has witnessed not only a tremendous growth in the use of power equipment in manufacturing establishments, but also the rapid development and adoption of several new types of such equipment. Within this period came the invention and rapid development of the electric motor and its widespread utilization. The horsepower of prime movers plus the horsepower of electric motors driven by purchased energy gives the total horsepower of installed equipment capable of turning the wheels of industry at the close of 1939—50,452,280 horsepower, as against 2,346,142 horsepower in 1869, or an increase of 2,050.4 percent during the 70-year period. During these seven decades, also, the number of *types* of prime movers in manufacturing establishments was increased from two (steam engines and water wheels) to six by the addition of steam turbines, Diesel and semi-Diesel engines, other internal-combustion engines, and hydro-turbines.

As certain industries included in earlier censuses were not covered by the 1939 census, the power-equipment and energy-consumption figures for 1929 and earlier years, back to and including 1899, have been adjusted, for publication in this report, by the subtraction of data for those industries, thereby making the power-equipment statistics for the several censuses of the 70-year period comparable. The industries involved in this adjustment are specified in the headnote to table 1.

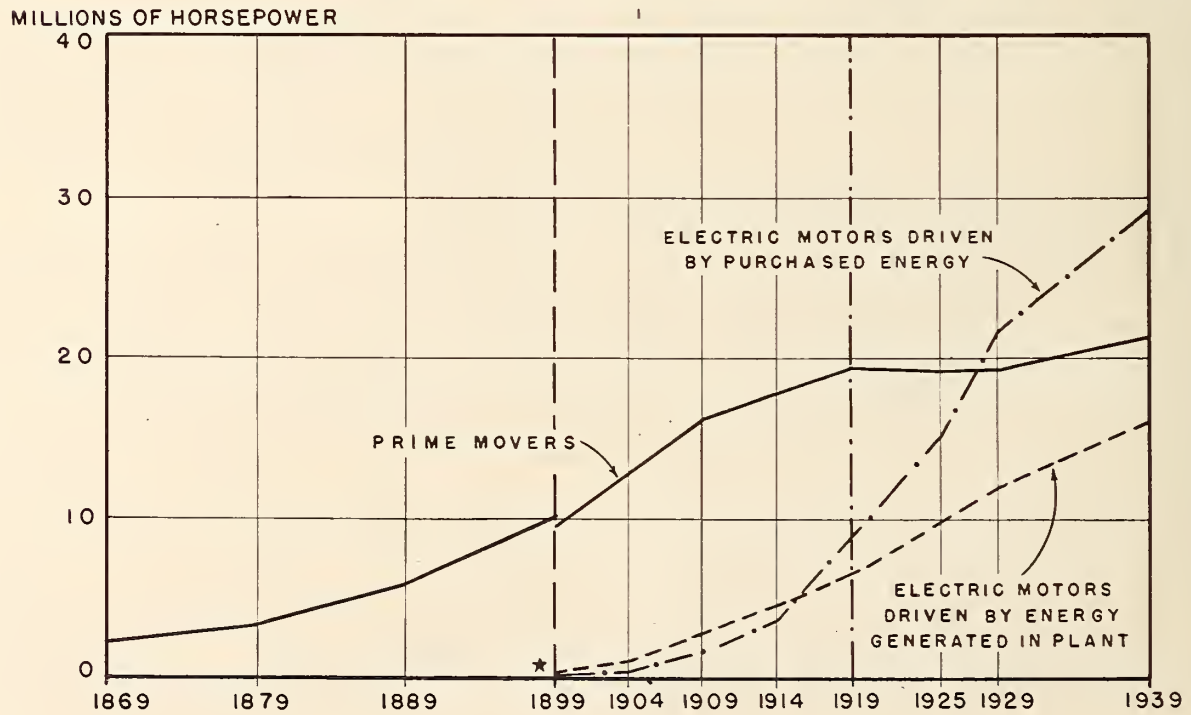
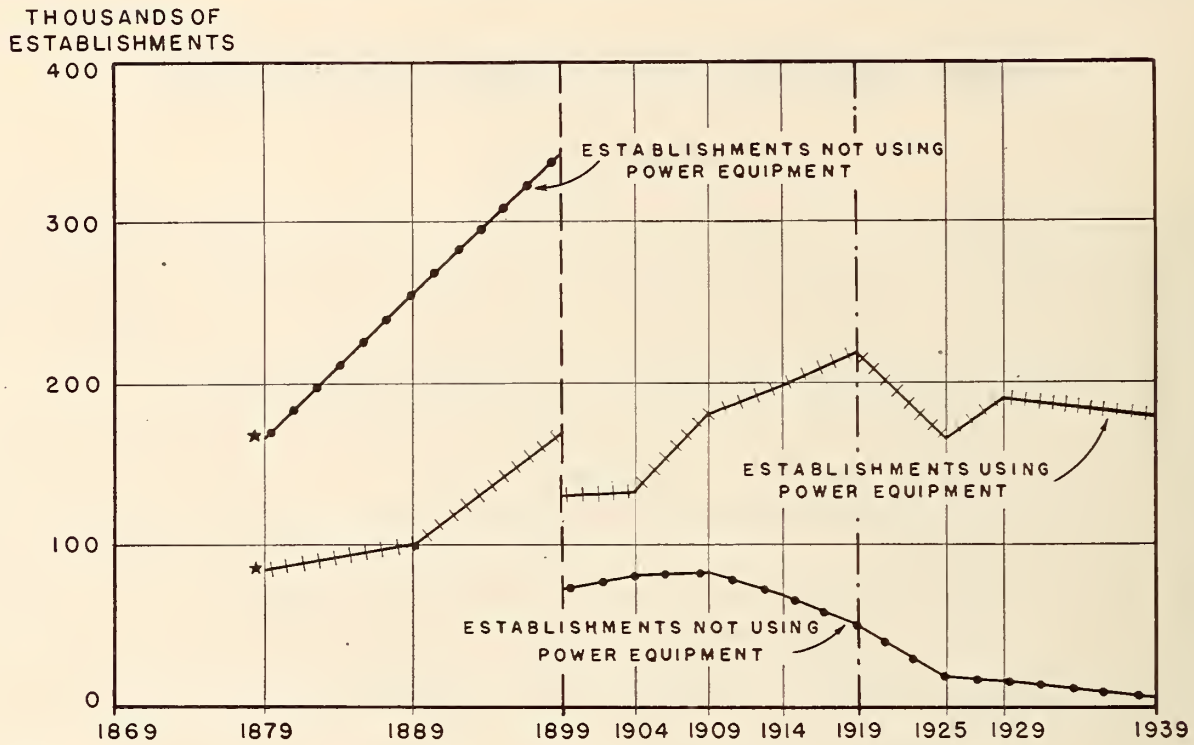
A private power unit operated by a manufacturer and serving two or more plants classified in different industries has been credited, for census purposes, to the industry in which the most important of the plants, on the basis of value of products, has been classified. In some cases the report for such a unit carried data for motors in the plants, but no attempt was made to allocate them. In the case of the "Steel works and rolling mills" and "Blast-furnace products" industries it was

impossible to obtain an approximate break-down of prime-mover data for assignment to the respective industries and the power-equipment statistics for these two industries are given in combination. The same practice was followed in the case of "Paper and paper-board mills" and "Pulp mills."

It is difficult to draw any definite conclusion as to the increase in the power installation per wage earner between 1869 and 1939, because prior to 1899 the number of wage earners as published in the census reports covered those in hand trades and neighborhood industries (carpentry, millinery, dressmaking, custom tailoring, painting, paperhanging, etc.), except gristmilling, custom sawmilling, and cotton ginning. (See headnote to table 1.) Also for 1919 and prior years the census reports covered all establishments with a minimum value of products of \$500, as against a minimum value of products of \$5,000 for subsequent censuses, and the statistics for power equipment were not revised to show the figures for establishments reporting products of "\$5,000 and over" separately. This change of base, however, did not materially impair the comparableness of the figures on power equipment or on electric-energy consumption.

Several types of power statistics are included in this report for the first time. Diesel and semi-Diesel engine installation data are reported separately, whereas in prior reports they have been included with "internal-combustion engines." Data on prime-mover equipment ordinarily idle were first collected for 1929, but were not published in the report for the census. The 1939 report shows, for the first time, a distribution of the types of prime movers into two classes—those driving generators and those not driving generators. A correlated series gives the capacity of electric generators driven by each type of prime mover. Data on the rated capacity of electric generators ordinarily idle were first collected for 1929, but were not published in the report for that census. Data on electric energy, sold by manufacturers are also included in this report.

POWER EQUIPMENT IN MANUFACTURING ESTABLISHMENTS: 1869 TO 1939



1869 TO 1899..... FACTORIES, HAND AND NEIGHBORHOOD INDUSTRIES
 1899 TO 1919 FACTORY INDUSTRIES WITH PRODUCTS VALUED AT \$500 OR MORE
 1919 TO 1939..... FACTORY INDUSTRIES WITH PRODUCTS VALUED AT \$5000 OR MORE

* NO DATA FOR EARLIER YEARS

TABLE 1.—PRIME MOVERS AND MOTORS BY NUMBER AND RATED CAPACITY, GENERATORS BY KILOWATT RATING, AND ELECTRIC ENERGY PURCHASED (KILOWATT HOURS): 1869 TO 1939

[As certain industries canvassed in earlier censuses were not included for 1939, the figures for 1929 and earlier years, back to 1869, inclusive, as given under the head "Factory industries," have been adjusted by subtracting the data for these industries, namely: Gas, manufacture, illuminating, and heating; Railroad repair shops (electric and steam); Coffee and spice, roasting and grinding; Peanuts, walnuts, and other nuts, processed or shelled; Flax and hemp, dressed; and Motion pictures, not including projection in theaters. The data for "Grindstones, pulstones, and millstones," which industry has not been canvassed since the census for 1927, have also been deducted from the figures for 1899 to 1925, inclusive; the data for "Automobile repairing," which was not treated as a manufacturing industry except at the censuses for 1914 and 1919, have been subtracted from the totals for those years; and the data for "Rented power other than electric" (power generated outside and transmitted into the plant by belt or by shaft) have been deducted from the totals for 1899 to 1919, inclusive. The figures for 1899 have been further adjusted by deducting the data for the so-called hand and neighborhood industries (operation of custom grain mills and sawmills, cotton ginning, carpentry, blacksmithing, etc.), which have not been treated as manufacturing industries at subsequent censuses. The figures for 1899 and earlier years as given under the head "Factories and Hand and Neighborhood Industries," are those found on page 330 of the "Thirteenth Census of the U. S., 1910, Volume VIII, Manufactures." These figures are the same as those originally published, except that the totals have been adjusted by subtracting the data for horsepower of electric motors driven by energy generated in the plant, thus eliminating duplication, and that a further slight adjustment of the 1889 total has been made.]

KIND OF EQUIPMENT	FACTORY INDUSTRIES										HAND AND NEIGHBORHOOD INDUSTRIES			
	1939 ¹	1929	1925	1919	1914	1909	1904	1899	1899	1889	1879	1869		
Number of establishments	184, 230	206, 663	183, 877	270, 231	268, 436	264, 826	213, 444	204, 750	512, 191	355, 405	253, 852	252, 148		
Number of establishments reporting power equipment	3 179, 674	190, 691	164, 530	219, 398	219, 098	2181, 994	132, 220	131, 309	2 100, 735	2 85, 923	(⁴)	(⁴)		
Prime movers, total horsepower	21, 239, 195	19, 328, 309	19, 243, 158	19, 432, 157	17, 857, 509	16, 393, 467	12, 604, 674	9, 633, 215	10, 805, 383	7 5, 938, 635	3, 410, 837	2, 346, 142		
Electric motors driven by purchased energy, total horsepower	29, 213, 085	21, 793, 762	15, 116, 326	8, 965, 406	3, 707, 414	1, 669, 226	427, 749	178, 176	183, 682	(⁴)	(⁴)	(⁴)		
Prime movers:														
Steam engines, number	42, 538	62, 395	69, 506	110, 009	131, 234	148, 001	123, 072	127, 145	156, 100	91, 410	56, 483	(⁶)		
horsepower	6, 533, 429	9, 157, 755	10, 937, 106	13, 346, 169	15, 068, 309	13, 806, 053	10, 590, 436	7, 999, 241	8, 742, 416	4, 581, 305	2, 185, 458	1, 215, 711		
Steam turbines, number	12, 631	8, 883	6, 505	5, 655	(⁶)	(⁶)	(⁶)	(⁶)	(⁶)	(⁶)	(⁶)	(⁶)		
horsepower	11, 295, 872	7, 409, 748	5, 338, 376	3, 098, 698	36, 585	33, 866	21, 515	14, 231	14, 884	(⁶)	(⁶)	(⁶)		
Internal-combustion engines, number	15, 589	10, 991	14, 060	30, 080	966, 114	739, 736	283, 510	132, 961	143, 850	8, 930	(⁶)	(⁶)		
horsepower	1, 806, 225	1, 203, 303	1, 167, 388	1, 223, 296	666, 114	739, 736	283, 510	132, 961	143, 850	8, 930	(⁶)	(⁶)		
Hydro(turbines and water wheels, number	3, 854	6, 511	8, 385	10 13, 952	10 18, 022	10 21, 226	10 29, 951	10 23, 078	10 39, 182	10 39, 008	10 55, 404	(⁶)		
horsepower	1, 003, 689	1, 557, 503	1, 800, 288	10 1, 763, 994	10 1, 823, 086	10 1, 819, 465	10 1, 646, 380	10 1, 453, 821	10 1, 727, 258	10 1, 255, 045	10 1, 225, 379	10 1, 130, 431		
Electric generators, kilowatt rating ¹¹	9, 658, 828	7, 591, 999	6, 730, 513	(⁶)	(⁶)	(⁶)	(⁶)	(⁶)	(⁶)	(⁶)	(⁶)	(⁶)		
Electric motors, aggregate horsepower	45, 291, 319	33, 814, 131	25, 092, 780	15, 611, 705	8, 392, 308	4, 582, 689	1, 517, 163	475, 342	494, 698	15, 569	(⁶)	(⁶)		
Driven by purchased energy, number	4, 138, 287	2, 655, 142	1, 680, 487	954, 916	438, 027	193, 898	427, 749	(⁶)	(⁶)	(⁶)	(⁶)	(⁶)		
horsepower	29, 213, 085	21, 793, 762	15, 116, 326	8, 965, 406	3, 707, 414	1, 669, 226	427, 749	178, 176	183, 682	(⁶)	(⁶)	(⁶)		
Driven by energy generated in plant, number	1, 224, 478	829, 959	754, 241	465, 519	306, 298	180, 791	69, 352	16, 317	16, 923	(⁶)	(⁶)	(⁶)		
horsepower	16, 075, 234	12, 050, 369	9, 976, 454	6, 647, 238	4, 684, 894	2, 913, 463	1, 089, 414	297, 166	311, 016	12 15, 569	(⁶)	(⁶)		
Electric energy purchased, kilowatt-hours	45, 040, 074, 557	36, 426, 624, 736	(⁶)	(⁶)	(⁶)	(⁶)	(⁶)	(⁶)	(⁶)	(⁶)	(⁶)	(⁶)		

1 For detailed figures for 1939, see table 2.
 2 Because of the change from \$500 to \$5,000 in the minimum-value-of-products limit, the "Number of establishments reporting power equipment" figures for 1919 and earlier years are not comparable with those for 1925 and subsequent years. This change did not, however, materially impair the comparableness of the figures for the other items in this table.
 3 Returns for the "Logging camps and logging contractors (not operating mills)" industry, numbering 967 establishments, were excluded from power tabulations.
 4 No data.
 5 Includes 28,213 horsepower reported as "Other" owned power (principally from steam turbines and hydroturbines).
 6 Includes figures for "Other" owned power (principally from steam turbines, hydroturbines, and internal-combustion engines other than gas or gasoline), as follows: 1904, 75,348; 1899, 47,192.
 7 Includes data for owned horsepower derived from sources other than steam engines, water wheels, gas or gasoline engines, or electric motors; also includes data for "Rented" horsepower other than electric (principally power generated outside the plant and delivered by belt or shaft). The amounts thus included are, respectively, as follows: 1899, 54,490 and 137,369; 1889, 4,784 and 88,571.
 8 Figures for "Steam engines" for 1914 and earlier years include data for "Steam turbines," not reported separately.
 9 Not called for on schedule.
 10 Includes data for water motors.
 11 For 1929, number of generators reported was 16,596; for 1925, 22,633.
 12 Horsepower shown for motors driven by energy generated in plant includes that of motors driven by purchased energy, not reported separately.

CENSUS OF MANUFACTURES: 1939

TABLE 2.—PRIME MOVERS AND MOTORS BY NUMBER AND RATED CAPACITY, GENERATORS BY KILOWATT RATING, AND ELECTRIC ENERGY CONSUMED (KILOWATT HOURS): 1939

Number of establishments.....	184,230	Prime movers—Continued.	
Number of establishments reporting power equipment.....	¹ 179,674	Other internal-combustion engines, horsepower.....	1,176,044
Prime movers, total horsepower.....	21,239,195	Driving generators.....	478,218
Electric motors driven by purchased energy, total horsepower.....	29,213,085	Not driving generators.....	697,826
Prime movers:		Hydroturbines and water wheels, number.....	3,854
Steam engines, number.....	42,538	Driving generators.....	1,843
Driving generators.....	8,192	Not driving generators.....	2,011
Not driving generators.....	34,346	Hydroturbines and water wheels, horsepower.....	1,603,669
Steam engines, horsepower.....	6,533,429	Driving generators.....	1,208,624
Driving generators.....	2,273,983	Not driving generators.....	395,045
Not driving generators.....	4,259,446	Prime movers ordinarily idle, horsepower (included above).....	1,996,357
Steam turbines, number.....	12,631	Electric generators, kilowatt rating.....	9,658,828
Driving generators.....	3,902	Driven by steam engines.....	1,484,945
Not driving generators.....	8,729	Driven by steam turbines.....	6,752,685
Steam turbines, horsepower.....	11,295,872	Driven by Diesel and semi-Diesel engines.....	257,702
Driving generators.....	9,559,089	Driven by other internal-combustion engines.....	316,044
Not driving generators.....	1,736,783	Driven by hydroturbines and water wheels.....	847,452
Diesel and semi-Diesel engines, number.....	5,311	Electric generators, ordinarily idle, kilowatt rating (included above).....	943,133
Driving generators.....	2,409	Electric motors, number.....	5,362,765
Not driving generators.....	2,902	Driven by purchased energy.....	4,138,287
Diesel and semi-Diesel engines, horsepower.....	630,181	Driven by energy generated in plant.....	1,224,478
Driving generators.....	426,779	Electric motors, horsepower.....	45,291,319
Not driving generators.....	203,402	Driven by purchased energy.....	29,213,085
Other internal-combustion engines, number.....	10,278	Driven by energy generated in plant.....	16,078,234
Driving generators.....	1,457	Electric energy, kilowatt-hours.....	73,790,986,815
Not driving generators.....	8,821	Purchased.....	45,040,074,557
		Generated in plant.....	28,750,912,258
		Sold, included above ²	2,921,964,758

¹ The industry "Logging camps and logging contractors (not operating mills)," numbering 967 establishments, was not included in power tabulations.

² Sold to other manufacturers, to public utilities, or to the general public.

POWER EQUIPMENT AND ENERGY CONSUMPTION

TABLE 3.—HORSEPOWER INSTALLATION (RATED CAPACITY) PER 100 WAGE EARNERS: 1869 TO 1939

CENSUS YEAR	Total power installation per 100 wage earners (horsepower) ¹	PRIME MOVERS, HORSEPOWER							ELECTRIC MOTORS, HORSEPOWER			
		Total	Steam engines and turbines			Internal-combustion engines			Hydro-turbines and water wheels	Total	Driven by purchased energy	Driven by energy generated in plant
			Total	Steam engines	Steam turbines	Total	Diesel and semi-Diesel engines	Other internal-combustion engines				
1939	642	271	227	83	144	24	9	15	20	576	371	205
1929	491	231	198	109	89	14	(²)	² 14	19	404	260	144
1927	473	241	206	123	83	15	(²)	² 15	20	371	232	139
1925	437	245	207	139	68	15	(²)	² 15	23	319	192	127
1919 ³	337	231	195	158	37	15	(²)	² 15	21	185	106	79
1919 ⁴	333	228	193	157	36	14	(²)	² 14	21	183	105	78
1914 ⁴	326	270	227	² 227	(²)	15	(²)	² 15	28	127	56	71
1909 ⁴	⁵ 288	261	220	² 220	(²)	12	(²)	² 12	29	73	27	46
1904 ⁴	⁵ 252	242	205	² 205	(²)	5	(²)	² 5	32	29	8	21
1899 ⁴	⁵ ⁶ 218	213	178	² 178	(²)	3	(²)	² 3	32	11	4	7
1899 ⁴	⁷ ⁸ 207	201	165	² 165	(²)	3	(²)	² 3	33	9	3	6
1889 ⁴	⁸ 140	138	108	² 108	(²)	(⁹)	(⁹)	(⁹)	30	(⁹)	(²)	(²)
1879 ⁴	125	125	80	80					45			
1869 ⁴	114	114	59	59					55			

¹ Horsepower of prime movers plus that of electric motors driven by purchased energy.

² Not reported separately.

³ For establishments with a \$5,000 minimum-value-of-products limit.

⁴ For establishments with a \$500 minimum-value-of-products limit.

⁵ Includes data for "Other" owned power (other than steam engines, internal-combustion engines, water wheels, and water motors).

⁶ Not including data for hand trades and neighborhood industries. See headnote, table 1.

⁷ Including data for hand trades and neighborhood industries. See headnote, table 1.

⁸ Includes data for "Other" owned power (other than steam engines, internal combustion engines, water wheels, and water motors) and for "Rented" power other than electric.

⁹ Less than one-half of 1 percent.

CENSUS OF MANUFACTURES: 1939

TABLE 4.—PRIME MOVERS AND MOTORS BY NUMBER AND RATED CAPACITY, GENERATORS BY KILOWATT AND FOR

[The industry "Logging camps and logging contractors (not operating mills),"

Group No.	GROUP OR INDUSTRY	ESTABLISHMENTS			PRIME MOVERS			
		Number	Number reporting power equipment	Horse-power installation per 100 wage earners	Total horsepower of prime movers	Steam engines		
						Number		
						Total	Driving generators	Not driving generators
1	All industries, total.....	1184, 230	179, 674	642	21, 239, 195	42, 538	8, 192	34, 346
	INDUSTRY GROUP							
2	1 Food and kindred products.....	51, 448	50, 972	685	1, 955, 395	8, 996	2, 129	6, 867
3	2 Tobacco manufactures.....	765	751	115	49, 665	95	46	49
4	3 Textile-mill products and other fiber manufactures.....	6, 444	6, 236	339	1, 441, 513	1, 286	710	576
5	4 Apparel and other finished products made from fabrics and similar materials.....	20, 206	18, 779	33	24, 194	177	84	93
6	5 Lumber and timber basic products.....	111, 520	9, 842	771	1, 687, 664	9, 967	1, 036	8, 931
7	6 Furniture and finished lumber products.....	8, 457	8, 394	355	406, 360	2, 203	699	1, 504
8	7 Paper and allied products.....	3, 279	3, 237	1, 560	2, 792, 900	1, 695	513	1, 182
9	8 Printing, publishing, and allied products.....	24, 878	24, 809	238	53, 679	144	123	21
10	9 Chemicals and allied products.....	9, 203	9, 130	1, 319	2, 106, 028	2, 429	550	1, 879
11	10 Products of petroleum and coal.....	989	977	2, 284	1, 389, 421	7, 620	129	7, 491
12	11 Rubber products.....	595	579	820	288, 170	385	40	345
13	12 Leather and leather products.....	3, 508	3, 448	140	150, 166	509	308	201
14	13 Stone, clay, and glass products.....	7, 024	6, 908	1, 056	947, 183	1, 286	261	1, 025
15	14 Iron and steel and their products, except machinery.....	8, 994	8, 911	1, 306	5, 344, 511	2, 809	724	2, 085
16	15 Nonferrous metals and their products.....	5, 600	5, 558	824	671, 692	314	132	182
17	16 Electrical machinery.....	2, 014	1, 997	397	354, 449	101	51	50
18	17 Machinery (except electrical).....	9, 506	9, 459	499	434, 109	1, 389	439	950
19	18 Automobiles and automobile equipment.....	1, 133	1, 069	563	853, 672	388	40	348
20	19 Transportation equipment except automobiles.....	968	959	450	131, 924	277	53	224
21	20 Miscellaneous industries.....	7, 699	7, 659	199	126, 500	468	125	343
	INDUSTRY							
22	13 Abrasive wheels, stones, paper, cloth, and related products.....	124	123	466	3, 872	11	4	7
23	17 Agricultural machinery (except tractors).....	317	317	489	45, 828	77	42	35
24	19 Aircraft and parts, including aircraft engines.....	125	125	190	6, 250	5	4	1
25	15 Alloying; and rolling and drawing of nonferrous metals, except aluminum.....	188	185	1, 226	98, 770	37	14	23
26	15 Aluminum ware, kitchen, hospital, and household (except electrical appliances).....	32	30	517	1, 775	4	3	1
27	15 Aluminum products (including rolling and drawing and extruding), not elsewhere classified.....	162	157	928	24, 708	3	---	3
28	9 Ammunition.....	13	12	576	20, 721	5	4	1
29	3 Artificial leather and oilcloth.....	36	35	459	4, 147	18	12	6
30	20 Artists' materials.....	42	42	577	15	---	---	---
31	13 Asbestos products (except steam packing and pipe and boiler covering).....	79	77	595	21, 290	5	3	2
32	14 Automobile stampings.....	90	88	473	40	---	---	---
33	18 Automobile trailers (for attachment to passenger cars).....	79	79	129	---	---	---	---
34	16 Automotive electrical equipment.....	84	84	426	19, 794	4	---	4
35	1 Baking powder, yeast, and other leavening compounds.....	47	47	2, 091	23, 503	64	24	40
36	6 Baskets for fruits and vegetables.....	153	151	260	13, 745	176	27	149
37	16 Batteries, storage and primary (dry and wet).....	221	219	553	17, 932	15	11	4
38	3 Bating, padding, and wadding; upholstery filling.....	124	123	501	5, 812	11	3	8
39	20 Beauty-shop and barber-shop equipment.....	72	71	200	40	---	---	---
40	10 Beehive coke.....	29	28	2, 175	8, 327	42	5	37
41	1 Beet sugar.....	85	85	2, 104	204, 478	407	162	245
42	4 Belts (apparel), regardless of material.....	245	226	28	---	---	---	---
43	1 Biscuit, crackers, and pretzels.....	356	355	257	17, 576	92	55	37
44	14 Blast-furnace products.....	334	325	2, 459	4, 944, 118	1, 891	213	1, 678
45	1 Steel works and rolling mills.....	78	78	628	525	1	---	1
46	17 Blenders and prepared flour made from purchased flour.....	77	75	352	1, 779	6	6	---
47	9 Blowers; exhaust and ventilating fans.....	13	13	565	155	1	1	---
48	19 Boat building and boat repairing.....	202	201	268	872	6	1	5
49	14 Bolts, nuts, washers, and rivets—made in plants not operated in connection with rolling mills.....	155	154	579	16, 492	14	11	3
50	9 Bone black, carbon black, and lampblack.....	53	50	971	6, 870	11	8	3
51	8 Bookbinding and related industries.....	1, 133	1, 133	131	3, 890	12	10	2
52	8 Books: printing without publishing.....	690	690	184	2, 574	12	5	7
53	8 Books: publishing and printing.....	150	150	151	1, 275	5	5	---
54	8 Books: publishing without printing.....	556	553	96	---	---	---	---
55	12 Boot and shoe cut stock and findings.....	520	515	196	11, 540	21	15	6
56	1 Bread and other bakery products (except biscuit, crackers, and pretzels).....	18, 043	17, 982	177	12, 033	154	41	113
57	13 Brick and hollow structural tile.....	800	774	828	70, 159	331	42	289
58	20 Brooms.....	320	320	104	816	6	3	3
59	20 Brushes.....	245	243	199	3, 252	12	4	8
60	20 Buttons.....	316	313	151	3, 601	16	5	11
61	9 Candles.....	28	28	231	1, 093	9	4	5
62	1 Candy and other confectionery products.....	1252	1244	207	20, 887	103	60	43
63	1 Cane sugar—except refineries.....	78	78	2, 648	106, 562	829	111	718
64	1 Cane-sugar refining.....	27	27	837	113, 634	202	50	152
65	1 Canned and dried fruits and vegetables (including canned soups).....	2, 007	1, 950	259	72, 843	1, 160	105	1, 055
66	1 Canned fish, crustacea, and mollusks.....	214	212	146	4, 350	96	11	85
67	4 Canvas products (except bags).....	334	316	98	---	---	---	---
68	20 Carbon paper and inked ribbons.....	58	58	559	5, 441	7	4	3
69	16 Carbon products for the electric industry, and manufactures of carbon or artificial graphite.....	31	31	875	1, 200	1	---	1
70	3 Carpets and rugs, wool.....	43	42	284	44, 570	3	22	13

¹ No power equipment for the "Logging camps and logging contractors (not operating mills)" industry was tabulated but the number of establishments is included here.

POWER EQUIPMENT AND ENERGY CONSUMPTION

RATING, AND ELECTRIC ENERGY CONSUMED (KILOWATT HOURS), IN DETAIL, FOR INDUSTRY GROUPS INDUSTRIES: 1939

numbering 967 establishments, was omitted from the power-equipment tabulations]

PRIME MOVERS—continued												
Steam engines—Continued			Steam turbines						Diesel and semi-Diesel engines			
Horsepower			Number			Horsepower			Number			
Total	Driving generators	Not driving generators	Total	Driving generators	Not driving generators	Total	Driving generators	Not driving generators	Total	Driving generators	Not driving generators	
6,533,429	2,273,983	4,259,446	12,631	3,902	8,729	11,295,872	9,559,089	1,736,783	5,311	2,409	2,902	1
999,608	439,094	560,514	1,528	390	1,138	536,326	452,740	83,586	2,672	1,307	1,365	2
17,671	13,979	3,692	17	13	4	31,539	31,280	259	1	1	1	3
347,676	251,529	96,147	655	462	193	769,505	748,327	21,178	98	74	24	4
18,300	16,039	2,261	11	10	1	3,165	3,158	7	15	9	6	5
988,169	203,907	784,262	623	416	207	570,170	546,801	23,369	882	51	831	6
287,645	166,363	121,282	203	111	92	91,010	85,199	5,811	88	51	37	7
429,454	206,574	222,880	1,430	626	804	1,598,556	1,483,828	114,728	40	28	12	8
37,002	36,112	890	15	11	4	11,971	11,301	670	20	18	2	9
457,459	156,768	300,691	1,506	484	1,022	1,365,533	1,221,634	143,899	214	122	92	10
275,260	37,917	237,343	3,841	242	3,599	953,149	514,561	438,588	127	46	81	11
33,814	10,587	23,227	150	54	96	251,193	240,201	10,992	8	6	2	12
95,626	77,602	18,024	71	49	22	44,275	39,706	4,569	21	18	3	13
198,440	79,059	119,381	292	197	95	574,446	566,150	8,296	376	146	230	14
1,893,808	293,532	1,600,276	1,413	373	1,040	2,800,934	2,023,164	777,770	246	157	89	15
117,386	62,335	55,051	165	117	48	342,364	322,817	19,547	54	49	5	16
29,711	21,450	8,261	89	72	17	312,631	310,983	1,648	41	39	2	17
166,365	125,187	41,178	199	127	72	177,197	167,976	9,221	316	225	91	18
75,766	25,970	49,796	284	72	212	741,780	677,489	64,291	7	3	4	19
56,520	18,579	37,941	58	39	19	59,994	58,497	1,497	39	25	14	20
57,749	31,400	26,349	81	37	44	60,134	53,277	6,857	46	35	11	21
1,520	985	535	4	3	1	2,027	1,977	50	3	3	3	22
18,709	15,084	3,625	40	19	21	21,684	20,719	965	9	7	2	23
2,160	1,785	375	8	8	8	625	625	625	4	4	24	24
20,808	8,303	12,505	37	34	3	76,657	76,017	640	4	4	25	25
1,775	1,700	75										26
243		243	11	6	5	24,465	24,025	440				27
1,701	1,601	100	9	9		18,570	18,570		3	3		28
1,421	1,056	365	8	5	3	2,426	2,206	220				29
575	535	40	19	10	9	20,585	19,575	1,010	1		1	30
			1		1	40		40				31
												32
1,200		1,200	3	3		15,415	15,415		1	1		33
12,642	7,250	5,392	22	1	21	10,829	400	10,429				34
11,835	2,525	9,310	7	5	2	1,335	1,270	65	1	1		35
7,485	6,974	511	4	4		8,510	8,510		15	15		36
2,235	1,250	985	2	2		1,275	1,275		3		3	37
4,277	1,200	3,077	3	3		4,050	4,050		1	1		38
113,725	54,948	58,777	91	63	28	89,223	86,001	3,222	3	2	1	39
												40
15,312	13,432	1,880	10	9	1	2,264	2,224	40				41
1,674,271	149,423	1,524,848	1,250	279	971	2,692,982	1,923,998	768,984	27	23	4	42
50		50							3		3	43
1,562	1,562		2	2		82	82					44
125	125		1	1		30	30					45
270	100	170										46
5,191	4,716	475	9	4	5	8,846	8,206	640	6	2	4	47
916	846	70	40	4	36	3,652	1,885	1,767				48
2,955	2,820	135	1	1		350	350		2	1	1	49
827	687	140	1	1		1,700	1,700					50
1,175	1,175											51
3,170	2,758	412	3	3		7,000	7,000		1		1	52
7,309	6,316	993	6	2	4	609	580	29	16	11	5	53
40,874	8,024	32,850	9	4	5	2,557	1,762	795	88	35	53	54
565	380	185										55
2,338	666	1,672	1	1		750	750		3	2	1	56
2,500	965	1,535	1	1		450	450		10	6	4	57
1,093	858	235										58
15,446	12,575	2,871	14	4	10	4,296	2,590	1,706	12	11	1	59
85,877	13,120	72,757	135	15	120	17,165	9,251	7,914	21	8	13	60
36,933	33,658	3,275	90	44	46	76,136	65,629	10,507	2	2		61
51,850	13,917	37,933	186	7	179	8,825	2,772	6,053	24	4	20	62
3,303	600	2,703	2	1	1	75	15	60	12	3	9	63
891	616	275	2	2		4,500	4,500					64
1,200		1,200										65
8,075	7,235	840	44	23	21	35,241	31,981	3,260				66

TABLE 4.—PRIME MOVERS AND MOTORS BY NUMBER AND RATED CAPACITY, GENERATORS BY KILOWATT FOR INDUSTRIES:

Group No.	GROUP OR INDUSTRY	PRIME MOVERS—continued					
		Diesel and semi-Diesel engines—Con.			Other internal-combustion engines		
		Horsepower			Number		
		Total	Driving generators	Not driving generators	Total	Driving generators	Not driving generators
1	All industries, total.....	630,181	426,779	203,402	10,278	1,457	8,821
	INDUSTRY GROUP						
2	1 Food and kindred products.....	265,053	172,844	92,209	2,522	572	1,950
3	2 Tobacco manufactures.....	30		30	2	1	1
4	3 Textile-mill products and other fiber manufactures.....	21,890	19,506	2,384	68	23	45
5	4 Apparel and other finished products made from fabrics and similar materials.....	576	352	224	18	6	12
6	5 Lumber and timber basic products.....	54,331	5,672	48,659	2,463	32	2,431
7	6 Furniture and finished lumber products.....	9,455	7,060	2,395	181	19	162
8	7 Paper and allied products.....	6,353	4,839	1,514	35	17	18
9	8 Printing, publishing, and allied industries.....	2,255	2,200	55	49	14	35
10	9 Chemicals and allied products.....	52,444	38,573	13,871	609	92	517
11	10 Products of petroleum and coal.....	23,482	13,625	9,857	1,280	53	1,227
12	11 Rubber products.....	1,433	1,330	103	5		5
13	12 Leather and leather products.....	4,295	4,195	100	12	5	7
14	13 Stone, clay, and glass products.....	62,266	43,336	18,930	1,458	145	1,343
15	14 Iron and steel and their products, except machinery.....	37,408	30,693	6,715	659	250	439
16	15 Nonferrous metals and their products.....	11,969	11,469	500	85	43	42
17	16 Electrical machinery.....	6,756	6,656	100	35	29	6
18	17 Machinery (except electrical).....	54,340	50,584	3,756	528	130	398
19	18 Automobiles and automobile equipment.....	1,300	1,065	235	42	16	26
20	19 Transportation equipment except automobiles.....	11,174	10,299	875	120	6	114
21	20 Miscellaneous industries.....	3,371	2,481	890	47	4	43
	INDUSTRY						
22	13 Abrasive wheels, stones, paper, cloth, and related products.....	60		60	7		7
23	17 Agricultural machinery (except tractors).....	1,070	910	160	58	2	56
24	19 Aircraft and parts, including aircraft engines.....	3,400	3,400		1		1
25	15 Alloying; and rolling and drawing of nonferrous metals, except aluminum.....				1		1
26	15 Aluminum ware, kitchen, hospital, and household (except electrical appliances).....						
27	15 Aluminum products (including rolling and drawing and extruding), not elsewhere classified.....						
28	9 Ammunition.....	450	450				
29	3 Artificial leather and oilcloth.....						
30	20 Artists' materials.....				1		1
31	13 Asbestos products (except steam packing and pipe and holler covering).....	60		60	2		2
32	14 Automobile stampings.....						
33	18 Automobile trailers (for attachment to passenger cars).....						
34	16 Automotive electrical equipment.....	40	40		1	1	
35	1 Baking powder, yeast, and other leavening compounds.....				2		2
36	6 Baskets for fruits and vegetables.....	440	440		2	1	1
37	16 Batteries, storage and primary (dry and wet).....	1,058	1,058		21	21	
38	3 Batting, padding, and wadding; upholstery filling.....	76		76	14		14
39	20 Beauty-shop and barber-shop equipment.....	40	40				
40	10 Beehive coke.....						
41	1 Beet sugar.....	430	350	50	3	3	
42	4 Belts (apparel), regardless of material.....						
43	1 Biscuit, crackers, and pretzels.....						
44	14 Blast-furnace products.....	7,463	6,965	498	294	129	165
45	1 Blended and prepared flour made from purchased flour.....	255		255	3		3
46	17 Blowers; exhaust and ventilating fans.....				2		2
47	9 Bluing.....						
48	19 Boat building and boat repairing.....				23		23
49	14 Bolts, nuts, washers, and rivets—made in plants not operated in connection with rolling mills.....	2,315	1,350	965	2		2
50	9 Bone black, carbon black, and lamp black.....				86	4	82
51	8 Bookbinding and related industries.....	470	440	30	2	1	1
52	8 Books: printing without publishing.....				1		1
53	8 Books: publishing and printing.....						
54	8 Books: publishing without printing.....						
55	12 Boot and shoe cut stock and findings.....	20		20			
56	1 Bread and other bakery products (except biscuit, crackers, and pretzels).....	1,384	999	385	55	16	39
57	13 Brick and hollow structural tile.....	10,459	4,762	5,697	274	26	248
58	20 Brooms.....				6		6
59	20 Brushes.....	135	95	40	4		4
60	20 Buttons.....	400	265	135			
61	9 Candles.....						
62	1 Candy and other confectionery products.....	930	820	110	5	3	2
63	1 Cane sugar—except refineries.....	2,511	1,805	706	31		31
64	1 Cane-sugar refining.....	270	270		3	2	1
65	1 Canned and dried fruits and vegetables (including canned soups).....	1,581	517	1,064	412	4	408
66	1 Canned fish, crustacea, and mollusks.....	545	174	371	21	1	20
67	4 Canvas products (except bags).....						
68	20 Carbon paper and inked ribbons.....				2		2
69	16 Carbon products for the electrical industry, and manufactures of carbon or artificial graphite.....						
70	3 Carpets and rags, wool.....				1		1

POWER EQUIPMENT AND ENERGY CONSUMPTION

RATING, AND ELECTRIC ENERGY CONSUMED (KILOWATT HOURS), IN DETAIL, FOR INDUSTRY GROUPS AND 1939—Continued

PRIME MOVERS—continued										
Other internal-combustion engines—Continued			Hydroturbines and water wheels						Horsepower of prime movers ordinarily idle	
Horsepower			Number			Horsepower				
Total	Driving generators	Not driving generators	Total	Driving generators	Not driving generators	Total	Driving generators	Not driving generators		
1,176,044	478,218	697,826	3,854	1,843	2,011	1,603,665	1,208,624	395,045	1,996,357	1
122,040	51,752	70,288	980	139	841	62,368	22,170	40,198	255,273	2
55	5	50	7	1	6	370	10	360	10,613	3
4,363	3,106	1,257	918	657	261	298,079	256,189	41,890	200,189	4
605	525	80	13	7	6	1,548	1,072	476	1,388	5
106,276	1,232	105,044	153	26	127	18,718	11,977	6,741	54,039	6
7,798	2,094	5,704	119	36	83	10,452	4,429	6,023	24,013	7
5,288	3,288	2,000	1,180	690	490	753,249	470,749	282,500	226,157	8
2,044	1,764	280	7	3	4	407	240	167	11,439	9
65,137	12,756	52,381	52	32	20	165,455	161,740	3,715	159,016	10
137,245	6,745	130,500	1	1	1	285	285	1	225,672	11
270	270	270	6	2	4	1,460	600	860	43,197	12
1,149	824	325	19	14	5	4,821	4,054	767	19,503	13
90,752	30,785	59,967	70	36	34	21,279	18,712	2,567	86,137	14
595,775	347,949	247,826	112	58	54	16,586	12,694	3,892	409,564	15
4,323	2,869	1,454	29	25	4	195,650	195,455	195	117,091	16
1,325	1,132	193	16	15	1	4,026	3,951	75	25,816	17
23,739	9,375	14,364	118	74	44	12,468	10,055	2,413	56,566	18
2,568	1,417	1,151	13	11	2	32,258	32,143	115	28,724	19
4,214	420	3,794	1	1	1	22	22	22	23,758	20
1,078	180	898	40	16	24	4,168	2,099	2,069	18,202	21
165	165	165	2	2	2	100	100	100	22	22
1,215	86	1,129	25	14	11	3,150	2,472	678	621	23
65	65	65	6	3	3	1,300	1,140	160	12,560	24
5	5	5	6	3	3	1,300	1,140	160	12,560	25
									75	26
										27
									2,260	28
									496	29
15	15	15	1	1		300	300		215	30
70	70	70								31
										32
										33
160	160		4	4		2,979	2,979		3,476	34
32		32							3,422	35
35	25	10	2		2	100		100	451	36
										37
819	819		1	1		60	60		7,439	38
440		440	8	4	4	1,786	1,425	361		39
										40
1,100	1,100								5,080	41
										42
									4,160	43
567,116	333,406	233,710	13	5	8	2,286	1,151	1,135	345,627	44
195		195	1		1	25		25		45
135		135								46
									82	47
580		580	1		1	22		22	155	48
75		75	2		2	65		65	84	49
2,302	145	2,157							3,804	50
									747	51
115	85	30							1,235	52
7		7	1		1	40		40	275	53
			1	1		100	100		225	54
			4	3	1	1,350	950	400	534	55
										56
2,731	1,555	1,176							1,828	57
16,074	3,569	12,505	5	2	3	195	120	75	3,838	58
251		251							80	59
29		29	5	1	4	251	75	176	670	60
									365	61
										62
215	75	140							944	63
1,009		1,009							7,289	64
295	248	47							25,568	65
10,505	458	10,047	8		8	82		82	4,206	66
										67
422	8	414	3	2	1	5	4	1	145	68
									25	69
50		50								70
									1,200	71
40		40	7	5	2	1,214	990	224	7,043	72

TABLE 4.—PRIME MOVERS AND MOTORS BY NUMBER AND RATED CAPACITY, GENERATORS BY KILOWATT FOR INDUSTRIES:

Group No.	GROUP OR INDUSTRY	GENERATORS (KILOWATT RATING)						Ordinarily idle (included in total kilowatt rating)
		Total kilowatt rating	Driven by—					
			Steam engines	Steam turbines	Diesel and semi-Diesel engines	Other internal-combustion engines	Hydro-turbines and water wheels	
1	All industries, total.....	9,658,828	1,484,945	6,752,685	257,702	316,044	847,452	943,133
	INDUSTRY GROUP							
2	1 Food and kindred products.....	720,413	266,164	318,709	94,425	30,039	11,076	80,711
3	2 Tobacco manufactures.....	31,512	9,451	22,050		3	8	6,602
4	3 Textile—mill products and other fiber manufactures.....	899,354	162,415	539,750	12,601	2,037	182,551	122,302
5	4 Apparel and other finished products made from fabrics and similar materials.....	14,050	10,571	2,135	208	387	749	760
6	5 Lumber and timber basic products.....	531,935	129,632	388,829	4,214	723	8,537	23,811
7	6 Furniture and finished lumber products.....	181,084	111,583	60,663	4,625	1,457	2,756	12,142
8	7 Paper and allied products.....	1,546,870	143,418	1,064,851	3,370	2,383	332,848	141,080
9	8 Printing, publishing, and allied industries.....	33,088	23,218	7,085	1,488	1,111	186	7,271
10	9 Chemicals and allied products.....	1,103,147	95,941	869,107	15,636	7,483	114,980	83,788
11	10 Products of petroleum and coal.....	409,210	27,967	367,227	9,028	4,888	100	65,969
12	11 Rubber products.....	167,248	7,130	158,870	848		400	25,783
13	12 Leather and leather products.....	88,972	51,607	31,294	2,665	590	2,816	12,234
14	13 Stone, clay, and glass products.....	517,256	52,141	404,664	28,780	19,832	11,839	48,481
15	14 Iron and steel and their products, except machinery.....	1,877,701	200,276	1,412,358	20,794	234,905	9,368	165,479
16	15 Nonferrous metals and their products.....	412,526	40,822	228,220	7,558	2,283	133,643	64,409
17	16 Electrical machinery.....	248,697	14,796	225,317	4,896	672	3,016	16,822
18	17 Machinery (except electrical).....	253,494	86,451	117,636	36,445	5,808	7,154	34,723
19	18 Automobiles and automobile equipment.....	502,339	18,351	458,248	720	1,120	23,900	8,068
20	19 Transportation equipment except automobiles.....	60,641	12,880	39,800	7,720	241		13,135
21	20 Miscellaneous industries.....	59,291	20,131	35,872	1,681	82	1,525	9,563
	INDUSTRY							
22	13 Abrasive wheels, stones, paper, cloth, and related products.....	2,050	725	1,325				
23	17 Agricultural machinery (except tractors).....	26,890	10,045	14,275	632	63	1,875	483
24	19 Aircraft and parts, including aircraft engines.....	4,468	1,668		2,800			
25	15 Alloying; and rolling and drawing of nonferrous metals, except aluminum.....	60,991	5,487	54,785			719	8,610
26	15 Aluminum ware, kitchen, hospital, and household (except electrical appliances).....	559	559					
27	15 Aluminum products (including rolling and drawing and extruding, not elsewhere classified).....	17,500		17,500				
28	9 Ammunition.....	14,618	1,150	13,176	292			1,676
29	3 Artificial leather and oilcloth.....	2,325	485	1,600			240	232
30	20 Artists' materials.....							
31	13 Asbestos products (except steam packing and pipe and boiler covering).....	13,452	402	13,050				102
32	14 Automobile stampings.....							
33	18 Automobile trailers (for attachment to passenger cars).....							
34	16 Automotive electrical equipment.....	13,831		11,500	25	100	2,206	2,580
35	1 Baking powder, yeast, and other leavening compounds.....	5,245	4,945	300				1,055
36	6 Baskets for fruits and vegetables.....	2,946	1,778	927	225	16		56
37	16 Batteries, storage and primary (dry and wet).....	12,192	4,622	6,300	752	478	40	5,143
38	3 Batting, padding, and wadding; upholstery filling.....	1,937	399	858			680	
39	20 Beauty-shop and barber-shop equipment.....	20			20			
40	10 Beehive coke.....	3,800	800	3,000				
41	1 Beet sugar.....	86,270	25,595	59,810	245	620		2,586
42	4 Belts (apparel), regardless of material.....							
43	1 Biscuit, crackers, and pretzels.....	10,872	9,177	1,695				2,902
44	14 Blast-furnace products.....	1,674,242	101,649	1,341,366	4,820	225,532	875	131,001
45	1 Steel works and rolling mills.....							
	Blended and prepared flour made from purchased flour.....							
46	17 Blowers; exhaust and ventilating fans.....	1,310	1,250	60				60
47	9 Bluing.....	130	100	30				130
48	19 Boat building and boat repairing.....	70	70					
49	14 Bolts, nuts, washers, and rivets—made in plants not operated in connection with rolling mill.....	9,625	2,675	6,000	950			1,780
50	9 Bone black, carbon black, and lampblack.....	2,188	623	1,500		65		240
51	8 Bookbinding and related industries.....	2,495	1,925	250	300	20		770
52	8 Books: printing without publishing.....	1,483	483	1,000				165
53	8 Books: publishing and printing.....	874	808				66	150
54	8 Books: publishing without printing.....							
55	12 Boot and shoe cut stock and findings.....	8,062	1,787	5,600			675	480
56	1 Bread and other bakery products (except biscuit, crackers, and pretzels).....	6,161	4,267	420	542	932		1,010
57	13 Brick and hollow structural tile.....	10,135	4,311	1,100	2,615	2,019	90	1,393
58	20 Brooms.....	315	315					70
59	20 Brushes.....	995	435	500	60			100
60	20 Burtons.....	826	250	300	201		75	150
61	9 Candles.....	365	365					
62	1 Candy and other confectionery products.....	11,426	8,868	1,916	552	90		430
63	1 Cane sugar—except refineries.....	14,874	7,454	6,233	1,187			3,007
64	1 Cane-sugar refining.....	66,391	22,796	43,255	180	160		14,155
65	1 Canned and dried fruits and vegetables (including canned soups).....	12,074	9,473	1,995	314	292		1,082
66	1 Canned fish, crustacea, and mollusks.....	517	374	8	130	2	3	
67	4 Canvas products (except bags).....							
68	20 Carbon paper and inked ribbons.....	3,328	328	3,000				
69	16 Carbon products for the electrical industry, and manufactures of carbon or artificial graphite.....							
70	3 Carpets and rugs, wool.....	30,475	5,405	24,350			750	5,486

POWER EQUIPMENT AND ENERGY CONSUMPTION

RATING, AND ELECTRIC ENERGY CONSUMED (KILOWATT HOURS), IN DETAIL, FOR INDUSTRY GROUPS AND 1939—Continued

Aggregate horse-power	ELECTRIC MOTORS				ELECTRIC ENERGY (KILOWATT HOURS)			
	Driven by purchased energy		Driven by plant energy		Generated in plant	Sold	Purchased	
	Number	Horsepower	Number	Horsepower				
45,291,319	4,138,287	29,213,085	1,224,478	16,078,234	28,750,912,258	2,921,964,758	45,040,074,557	1
4,682,156	610,645	3,656,029	122,115	996,127	1,469,504,428	79,809,096	4,998,208,716	2
80,661	22,248	50,846	6,878	29,815	52,666,256	3,641,951	65,675,344	3
3,184,229	506,396	2,228,977	183,040	955,252	1,774,062,903	171,555,947	5,202,104,424	4
231,806	212,163	220,271	5,761	11,535	12,289,641	1,297,096	341,969,560	5
1,709,125	68,911	916,470	52,664	792,655	896,292,795	184,833,129	526,116,749	6
940,288	139,968	634,436	53,861	305,852	191,678,170	4,550,924	417,938,156	7
3,498,419	116,367	1,336,303	101,388	2,162,116	6,347,237,423	211,863,776	3,258,228,130	8
763,903	308,713	717,994	10,805	45,909	49,684,155	3,216,615	812,741,418	9
2,932,044	189,066	1,681,652	137,449	1,250,392	4,433,408,336	176,214,967	5,554,225,550	10
1,770,365	40,788	1,018,891	26,970	731,474	1,646,096,764	115,179,516	1,909,267,106	11
983,332	58,161	701,757	18,536	281,575	507,632,917	5,007,195	1,081,810,842	12
418,122	95,916	309,866	19,495	108,256	135,881,764	21,177,425	287,149,241	13
2,991,046	148,254	2,089,488	41,390	901,558	1,627,283,162	34,181,931	3,258,522,699	14
12,348,399	490,170	7,277,940	159,916	5,070,459	5,948,991,443	1,363,681,786	7,650,601,022	15
1,533,990	136,984	1,212,772	26,818	1,413,219	1,473,781,797	311,770,658	4,793,569,474	16
1,016,877	186,174	664,874	63,786	352,003	470,057,648	53,293,735	1,014,843,095	17
2,746,416	383,399	2,177,888	72,996	568,528	353,290,814	10,799,344	1,642,923,135	18
2,231,363	230,262	1,393,294	85,386	838,069	1,174,419,502	128,347,153	1,421,309,614	19
826,261	61,605	574,739	16,845	251,522	67,202,649	4,435,492	419,460,028	20
412,517	132,097	348,598	18,879	63,919	119,449,691	37,107,022	383,410,254	21
43,622	6,579	32,199	1,672	11,423	2,792,870	-----	108,853,122	22
132,601	11,988	90,037	5,469	42,564	24,223,922	383,325	62,021,656	23
86,278	22,839	86,098	46	180	6,000	-----	117,190,003	24
501,008	24,153	376,924	6,704	124,084	172,363,431	647,062	504,029,184	25
30,787	5,019	30,787	-----	-----	610,420	-----	26,348,672	26
159,761	10,466	135,364	1,432	24,397	28,744,740	-----	215,673,898	27
14,658	921	3,856	2,097	10,802	16,809,221	1,889,887	6,935,381	28
17,821	2,120	14,109	575	3,712	6,143,870	-----	17,782,977	29
2,275	519	2,275	-----	-----	-----	-----	3,656,629	30
68,276	5,187	38,123	3,397	30,153	33,818,139	421,680	63,365,433	31
40,638	7,208	40,638	-----	-----	-----	-----	32,499,695	32
1,838	1,133	1,838	-----	-----	-----	-----	1,267,567	33
105,723	17,184	54,652	5,067	51,071	44,679,181	28,283,262	56,653,675	34
35,164	2,292	25,309	1,322	9,855	11,380,279	-----	31,294,384	35
11,549	1,152	7,175	682	4,374	1,200,440	14,500	4,047,098	36
72,675	8,673	65,211	1,401	7,464	14,650,508	-----	141,979,589	37
19,818	2,073	16,767	300	3,051	6,407,845	3,000,000	20,159,950	38
3,959	1,402	3,934	1	25	26,000	-----	1,866,755	39
8,300	286	6,572	74	1,728	3,806,350	1,894,572	2,847,218	40
151,647	1,024	14,597	9,038	137,050	149,335,845	11,236,876	11,571,913	41
1,172	1,560	1,172	-----	-----	-----	-----	1,607,303	42
72,609	16,019	57,526	4,512	15,083	13,066,703	-----	41,119,989	43
9,346,463	114,960	4,606,359	117,902	4,740,104	5,680,080,722	1,349,587,089	5,116,980,842	44
3,912	633	3,912	-----	-----	-----	-----	2,305,285	45
13,934	2,258	11,896	197	2,038	2,955,000	-----	5,562,605	46
156	63	156	-----	-----	-----	-----	77,486	47
6,184	2,080	6,184	-----	-----	15,000	-----	2,420,907	48
77,880	10,058	66,469	1,547	11,411	11,432,703	865,288	60,841,414	49
8,652	1,273	8,418	48	234	2,050,830	-----	29,240,306	50
32,950	20,987	29,840	918	3,110	3,154,476	-----	27,685,021	51
29,801	13,488	27,857	557	1,944	1,346,980	-----	35,451,438	52
9,616	3,808	7,905	778	1,711	701,500	3,356	9,521,875	53
130	165	130	-----	-----	-----	-----	2,323,351	54
27,556	8,714	25,308	504	2,248	6,899,874	4,849,804	21,906,151	55
349,792	141,346	343,794	1,527	5,998	12,900,155	-----	480,306,187	56
180,287	7,424	170,461	658	9,826	10,334,640	389,085	154,639,118	57
3,328	1,231	3,130	44	198	90,000	-----	2,281,886	58
14,424	5,575	12,444	708	1,980	1,136,920	-----	10,100,221	59
14,067	3,366	12,986	171	1,081	691,345	-----	18,213,567	60
998	356	844	105	154	295,210	-----	682,577	61
102,397	27,669	82,120	6,252	20,277	14,425,462	-----	92,328,096	62
17,341	256	5,088	629	12,253	14,248,452	409,700	2,204,735	63
129,248	594	4,717	10,462	124,531	200,716,375	4,901,766	5,774,635	64
197,201	42,319	180,989	3,997	16,212	13,242,680	66,220	92,625,695	65
19,104	3,130	18,690	69	414	188,144	-----	12,333,175	66
3,805	3,739	3,805	-----	-----	-----	-----	2,965,586	67
5,712	1,649	4,295	466	1,417	929,962	-----	4,477,285	68
26,697	4,480	26,697	-----	-----	-----	-----	165,436,946	69
67,379	5,323	28,038	6,157	39,341	49,297,840	1,366,900	38,726,558	70

TABLE 4.—PRIME MOVERS AND MOTORS BY NUMBER AND RATED CAPACITY, GENERATORS BY KILOWATT FOR INDUSTRIES:

Group No.	GROUP OR INDUSTRY	ESTABLISHMENTS		Horse-power installation per 100 wage earners	PRIME MOVERS				
		Number	Number reporting power equipment		Total horsepower of prime movers	Steam engines			
						Number			
						Total	Driving generators	Not driving generators	
INDUSTRY—continued									
1	3	Carpets, rugs, and mats made from such materials as paper fiber, grass, jute, flax, sisal, cotton, cocoa fiber, and rags	84	82	114	930	6	3	3
2	3	Carpet yarn, woolen and worsted	18	17	295	2,575	3	1	2
3	19	Cars and car equipment—railroad, street, and rapid-transit	143	143	908	63,529	109	21	88
4	17	Cars and trucks, industrial	55	55	539	1,543	5	4	1
5	6	Caskets, coffins, burial cases, and other morticians' goods	599	597	330	11,115	70	35	35
6	14	Cast-iron pipe and fittings	74	72	405	6,942	22	12	10
7	13	Cement	160	157	5,173	554,650	73	34	39
8	1	Cereal preparations	70	69	1,033	16,551	12	3	9
9	1	Cheese	2,682	2,665	653	8,466	501	33	468
10	9	Chemicals not elsewhere classified	543	541	2,671	1,149,347	663	91	572
11	1	Chewing gum	27	26	466	5,702	16	3	13
12	4	Children's coats—made in contract factories	45	45	19				
13	4	Children's coats—made in inside factories or by jobbers engaging contractors	108	108	14				
14	4	Children's dresses—made in inside factories or by jobbers engaging contractors	182	180	17				
15	4	Children's dresses—made in contract factories	114	113	18				
16	4	Children's and infants' wear not elsewhere classified—made in contract factories	22	22	21				
17	4	Children's and infants' wear not elsewhere classified—made in inside factories or by jobbers engaging contractors	103	103	24				
18	20	Children's vehicles	44	43	180	1,275	4	1	3
19	13	China firing and decorating (for the trade)	24	24	12				
20	1	Chocolate and cocoa products	39	39	1,303	40,815	13	5	8
21	6	Cigar boxes: wooden, part wooden	59	58	154	1,318	10	3	7
22	2	Cigarettes	35	29	217	37,151	14	6	8
23	2	Cigars	598	591	38	1,501	7	7	
24	13	Clay products (except pottery), not elsewhere classified	99	97	802	6,703	48	2	46
25	13	Clay refractories, including refractory cement (clay)	165	157	640	18,922	106	23	83
26	9	Cleaning and polishing preparations, blackings, and dressings	637	635	358	1,185	10	4	6
27	15	Clocks, watches, and materials and parts (except watchcases)	74	72	139	12,630	20	14	6
28	4	Clothing, leather and sheep-lined	97	96	32	50	1	1	
29	3	Cloth sponging and miscellaneous special finishing	112	112	289	2,040	2		2
30	9	Coal-tar products, crude and intermediate	49	49	1,087	8,753	16		16
31	7	Coated and glazed paper	140	138	545	9,097	23	18	5
32	4	Coats, suits, and skirts (except fur coats)—made in contract factories	846	846	20	16	2		2
33	4	Coats, suits, and skirts (except fur coats)—made in inside factories or by jobbers engaging contractors	1,120	931	20	4			
34	14	Cold-rolled steel sheets and strip and cold-finished steel bars made in plants not operated in connection with hot-rolling mills	43	42	1,782	2,457	7	6	1
35	15	Collapsible tubes	14	14	226	400			
36	9	Colors and pigments	89	89	1,452	28,504	34	15	19
37	17	Commercial laundry, dry-cleaning, and pressing machinery	82	81	502	5,046	8	6	2
38	16	Communication equipment	227	227	384	82,272	9	3	6
39	9	Compressed and liquefied gases—not made in petroleum refineries or in natural-gasoline plants	379	377	3,059	21,243	52	5	47
40	13	Concrete products	2,040	2,015	628	25,291	93		93
41	1	Condensed and evaporated milk	562	559	1,157	60,112	493	234	259
42	17	Construction and similar machinery (except mining and oil-field machinery and tools)	199	197	694	16,782	49	27	22
43	7	Converted paper products not elsewhere classified	384	383	193	8,839	17	16	1
44	1	Cooking and other edible fats and oils not elsewhere classified	56	56	1,141	14,889	104	25	79
45	6	Cooperage	350	338	426	19,038	100	48	52
46	3	Cordage and twine	116	113	677	18,071	29	15	14
47	6	Cork products	35	34	482	4,230	3	3	
48	1	Corn sirup, corn sugar, corn oil, and starch	35	35	1,680	102,360	26	15	11
49	4	Corsets and allied garments	272	270	48	3,165	14	13	1
50	20	Costume jewelry and costume novelties (jewelry other than fine jewelry)	289	288	56	295	1		1
51	3	Cotton broad woven goods	661	600	480	548,654	160	70	90
52	3	Cotton narrow fabrics	163	157	212	6,286	26	18	8
53	9	Cottonseed oil, cake, meal, and linters	447	443	2,053	133,365	299	71	228
54	3	Cotton thread	75	74	515	28,160	20	10	10
55	3	Cotton yarn	349	326	508	53,579	34	20	14
56	1	Creamery butter	3,506	3,494	1,209	43,294	661	72	589
57	1	Cured fish	114	110	269	373	18	5	13
58	4	Curtains, draperies, and hedspreads—contract factories	75	75	30				
59	4	Curtains, draperies, and hedspreads—made in regular factories or by jobbers engaging contractors	362	337	31	65	1		1
60	1	Custom slaughtering, wholesale	40	40	836	945	8		8
61	14	Cutlery (except aluminum, silver, and plated cutlery) and edge tools	266	264	373	24,896	24	10	14
62	20	Dental equipment and supplies	131	129	192	2,020	7	7	
63	7	Die-cut paper and paperboard, and converted cardboard	121	120	206	2,840	16	12	4
64	20	Dolls (except rubber)	84	84	53				
65	14	Doors, window sash, frames, molding, and trim (made of metal)	205	202	396	2,155	7	4	3
66	4	Dress and semidress gloves and mittens: cloth, cloth and leather combined	49	48	22				
67	9	Drugs and medicines (including drug grinding)	1,094	1,091	341	20,506	94	44	50
68	3	Dyeing and finishing cotton, rayon, silk, and linen textiles	468	460	446	164,713	231	120	111
69	3	Dyeing and finishing woolen and worsted	63	61	534	14,425	35	22	13
70	16	Electric lamps	55	50	228	550	1	1	

TABLE 4.—PRIME MOVERS AND MOTORS BY NUMBER AND RATED CAPACITY, GENERATORS BY KILOWATT FOR INDUSTRIES:

Group No.	GROUP OR INDUSTRY	PRIME MOVERS—continued					
		Diesel and semi-Diesel engines—Con.			Other internal-combustion engines		
		Horsepower			Number		
		Total	Driving generators	Not driving generators	Total	Driving generators	Not driving generators
	INDUSTRY—continued						
1	3 Carpets, rugs, and mats made from such materials as paper fiber, grass, jute, flax, sisal, cotton, cocoa fiber, and rags.....						
2	3 Carpet yarn, woolen and worsted.....						
3	19 Cars and car equipment—railroad, street, and rapid-transit.....				1		1
4	17 Cars and trucks, industrial.....	46		46	2	2	
5	6 Caskets, coffins, burial cases, and other morticians' goods.....	80		80	4		4
6	14 Cast-iron pipe and fittings.....	775		775	2	2	
7	13 Cement.....	17,848	17,245	603	48	9	39
8	1 Cereal preparations.....	450	450		2	2	
9	1 Cheese.....	64		64	130	4	126
10	9 Chemicals not elsewhere classified.....	2,803	1,554	1,249	187	14	173
11	1 Chewing gum.....	200		200			
12	4 Children's coats—made in contract factories.....						
13	4 Children's coats—made in inside factories or by jobbers engaging contractors.....						
14	4 Children's dresses—made in inside factories or by jobbers engaging contractors.....						
15	4 Children's dresses—made in contract factories.....						
16	4 Children's and infants' wear not elsewhere classified—made in contract factories.....						
17	4 Children's and infants' wear not elsewhere classified—made in inside factories or by jobbers engaging contractors.....						
18	20 Children's vehicles.....						
19	13 China firing and decorating (for the trade).....						
20	1 Chocolate and cocoa products.....	1,060	1,060				
21	6 Cigar boxes: wooden, part wooden.....	80	80				
22	2 Cigarettes.....	30		30			
23	2 Cigars.....						
24	13 Clay products (except pottery), not elsewhere classified.....	1,812	390	1,422	12	1	11
25	13 Clay refractories, including refractory cement (clay).....	360	360		30	7	23
26	9 Cleaning and polishing preparations, blackings, and dressings.....				1		1
27	15 Clocks, watches, and materials and parts (except watchcases).....						
28	4 Clothing, leather and sheep-lined.....						
29	3 Cloth sponging and miscellaneous special finishing.....						
30	9 Coal-tar products, crude and intermediate.....				3		3
31	7 Coated and glazed paper.....	430	430		4	4	
32	4 Coats, suits, and skirts (except fur coats)—made in contract factories.....	4		4			
33	4 Coats, suits, and skirts (except fur coats)—made in inside factories or by jobbers engaging contractors.....				1		1
34	14 Cold-rolled steel sheets and strip and cold-finished steel bars made in plants not operated in connection with hot-rolling mills.....						
35	15 Collapsible tubes.....				5	5	
36	9 Colors and pigments.....	462	325	137	3		3
37	17 Commercial laundry, dry-cleaning, and pressing machinery.....						
38	16 Communication equipment.....	735	735		2		2
39	9 Compressed and liquefied gases—not made in petroleum refineries or in natural-gasoline plants.....	2,675	2,480	195	28	8	20
40	13 Concrete products.....	1,877	465	1,412	538	11	527
41	1 Condensed and evaporated milk.....	605	555	50	21	5	16
42	17 Construction and similar machinery (except mining and oil-field machinery and tools).....	3,840	3,760	80	5	1	4
43	7 Converted paper products not elsewhere classified.....	920	920		4	1	3
44	1 Cooking and other edible fats and oils not elsewhere classified.....	150	150		6	2	4
45	6 Cooperage.....	686	506	180	8	1	7
46	3 Cordage and twine.....	715	540	175	3		3
47	6 Cork products.....						
48	1 Corn sirup, corn sugar, corn oil, and starch.....	143	75	68			
49	4 Corsets and allied garments.....						
50	20 Costume jewelry and costume novelties (jewelry other than fine jewelry).....	41	41				
51	3 Cotton broad woven goods.....	4,034	3,208	826	7	4	3
52	3 Cotton narrow fabrics.....	250	250				
53	9 Cottonseed oil, cake, meal, and linters.....	23,214	14,914	8,300	108	34	74
54	3 Cotton thread.....	60	60		1	1	
55	3 Cotton yarn.....	4,695	3,845	850			
56	1 Creamery butter.....	5,880	4,356	1,524	103	10	93
57	1 Cured fish.....				5		5
58	4 Curtains, draperies, and hedspreads—contract factories.....						
59	4 Curtains, draperies, and hedspreads—made in regular factories or by jobbers engaging contractors.....						
60	1 Custom slaughtering, wholesale.....	375	375				
61	14 Cutlery (except aluminum, silver, and plated cutlery) and edge tools.....	260	205	55	4		4
62	20 Dental equipment and supplies.....	35	35				
63	7 Die-cut paper and paperboard, and converted cardboard.....	425	425				
64	20 Dolls (except rubber).....						
65	14 Doors, window sash, frames, molding, and trim (made of metal).....						
66	4 Dress and semidress gloves and mittens: cloth, cloth and leather combined.....						
67	9 Drugs and medicines (including drug grinding).....	785	785		6	2	4
68	3 Dyeing and finishing cotton, rayon, silk, and linen textiles.....	170	60	110	1		1
69	3 Dyeing and finishing woolen and worsted.....	225	225				
70	16 Electric lamps.....						

TABLE 4.—PRIME MOVERS AND MOTORS BY NUMBER AND RATED CAPACITY, GENERATORS BY KILOWATT FOR INDUSTRIES:

Group No.	GROUP OR INDUSTRY	GENERATORS (KILOWATT RATING)						
		Total kilowatt rating	Driven by—					Ordinarily idle (included in total kilowatt rating)
			Steam engines	Steam turbines	Diesel and Diesel semi-engines	Other internal-combustion engines	Hydro-turbines and water wheels	
	INDUSTRY—continued							
1	3 Carpets, rugs, and mats made from such materials as paper fiber, grass, jute, flax, sisal, cotton, cocoa fiber, and rags.....	437	387	50				
2	3 Carpet yarn, woolen and worsted.....	1,088	338	750				
3	19 Cars and car equipment—railroad, street, and rapid-transit.....	29,471	4,796	24,675			3,825	
4	17 Cars and trucks, industrial.....	822	735		47	40		
5	6 Caskets, coffins, burial cases, and other morticians' goods.....	5,524	4,994	375		155	434	
6	14 Cast-iron pipe and fittings.....	3,732	2,072	1,310		150	1,355	
7	13 Cement.....	378,426	22,320	339,921	11,680	2,305	34,675	
8	1 Cereal preparations.....	10,858	1,438	9,125	165	130		
9	1 Cheese.....	1,051	825	103		123	472	
10	9 Chemicals not elsewhere classified.....	613,311	30,713	470,647	946	950	33,477	
11	1 Chewing gum.....	2,228	1,428	800			578	
12	4 Children's coats—made in contract factories.....							
13	4 Children's coats—made in inside factories or by jobbers engaging contractors.....							
14	4 Children's dresses—made in inside factories or by jobbers engaging contractors.....							
15	4 Children's dresses—made in contract factories.....							
16	4 Children's and infants' wear not elsewhere classified—made in contract factories.....							
17	4 Children's and infants' wear not elsewhere classified—made in inside factories or by jobbers engaging contractors.....							
18	20 Children's vehicles.....	450	300			150		
19	13 China firing and decorating (for the trade).....							
20	1 Chocolate and cocoa products.....	29,970	1,750	27,000	740	480	3,500	
21	6 Cigar boxes: wooden, part wooden.....	550	480		70			
22	2 Cigarettes.....	25,582	3,532	22,050			5,792	
23	2 Cigars.....	1,090	1,090					
24	13 Clay products (except pottery) not elsewhere classified.....	640	425		165	50		
25	13 Clay refractories, including refractory cement (clay).....	3,278	1,848	515	240	675	136	
26	9 Cleaning and polishing preparations, hickings, and dressings.....	456	156	300			125	
27	15 Clocks, watches, and materials and parts (except watchcases).....	8,260	5,390	2,825		45	3,450	
28	4 Clothing, leather and sheep-lined.....	30	30					
29	3 Cloth sponging and miscellaneous special finishing.....	1,380		1,250		130		
30	9 Coal-tar products, crude and intermediate.....	5,500		5,500				
31	7 Coated and glazed paper.....	5,908	4,139	150	274	765	417	
32	4 Coats, suits, and skirts (except fur coats)—made in contract factories.....							
33	4 Coats, suits, and skirts (except fur coats)—made in inside factories or by jobbers engaging contractors.....							
34	14 Cold-rolled steel sheets and strip and cold-finished steel bars made in plants not operated in connection with hot-rolling mills.....	1,775	1,575			200	1,175	
35	15 Collapsible tubes.....	300				300		
36	9 Colors and pigments.....	15,762	2,212	12,700	250		675	
37	17 Commercial laundry, dry cleaning, and pressing machinery.....	3,360	1,500	1,400		460	110	
38	16 Communication equipment.....	55,807	357	54,650	460	340	282	
39	9 Compressed and liquefied gases—not made in petroleum refineries or in natural-gasoline plants.....	4,174	893	900	1,572	309	130	
40	13 Concrete products.....	336		251	85	500	12	
41	1 Condensed and evaporated milk.....	30,204	27,304	2,127	403	145	2,385	
42	17 Construction and similar machinery (except mining and oil-field machinery and tools).....	11,501	4,904	3,170	3,347	80	2,885	
43	7 Converted paper products not elsewhere classified.....	5,280	4,045	86	690	10	875	
44	1 Cooking and other edible fats and oils not elsewhere classified.....	6,826	4,496	2,015	100	215	1,340	
45	6 Cooperage.....	8,068	6,935	750	308	75	895	
46	3 Cordage and twine.....	6,837	1,682	4,000	375		780	
47	6 Cork products.....	3,090	1,090	2,000			1,865	
48	1 Corn sirup, corn sugar, corn oil, and starch.....	71,538	9,920	61,550	68		5,550	
49	4 Corsets and allied garments.....	2,071	2,071				285	
50	20 Costume jewelry and costume novelties (jewelry other than fine jewelry).....	40			25	15		
51	3 Cotton broad woven goods.....	349,968	26,524	222,253	2,142	925	40,776	
52	3 Cotton narrow fabrics.....	3,194	1,755	600	100		75	
53	9 Cottonseed oil, cake, meal, and linters.....	21,297	7,114	3,625	6,850	3,708	2,301	
54	3 Cotton thread.....	17,307	2,017	12,685	90	25	4,350	
55	3 Cotton yarn.....	30,546	5,288	4,540	2,650		18,068	
56	1 Creamery butter.....	10,787	7,164	330	2,700	563	1,267	
57	1 Curd fish.....	60	60				60	
58	4 Curtains, draperies, and bedspreads—contract factories.....							
59	4 Curtains, draperies, and bedspreads—made in regular factories or by jobbers engaging contractors.....							
60	1 Custom slaughtering, wholesale.....	252			252			
61	14 Cutlery (except aluminum, silver, and plated cutlery) and edge tools.....	15,037	1,720	9,060	166		430	
62	20 Dental equipment and supplies.....	1,496	856	625	15		100	
63	7 Die-cut paper and paperboard, and converted cardboard.....	1,785	1,510		275		120	
64	20 Dolls (except rubber).....							
65	14 Doors, window sash, frames, molding, and trim (made of metal).....	1,285	440	225		620		
66	4 Dress and semidress gloves and mittens; cloth, cloth and leather combined.....							
67	9 Drugs and medicines (including drug grinding).....	11,943	4,096	7,275	519	53	1,211	
68	3 Dyeing and finishing cotton, rayon, silk, and linen textiles.....	102,345	28,085	66,864	40		20,285	
69	3 Dyeing and finishing woolen and worsted.....	8,618	5,218	3,250	150		1,396	
70	16 Electric lamps.....	337	337				337	

POWER EQUIPMENT AND ENERGY CONSUMPTION

RATING, AND ELECTRIC ENERGY CONSUMED (KILOWATT HOURS), IN DETAIL, FOR INDUSTRY GROUPS AND 1939—Continued

Aggregate horse-power	ELECTRIC MOTORS				ELECTRIC ENERGY (KILOWATT-HOURS)			
	Driven by purchased energy		Driven by plant energy		Generated in plant	Sold	Purchased	
	Number	Horsepower	Number	Horsepower				
3,095	1,412	2,659	85	436	500,930	2,754	3,618,881	1
11,128	716	6,668	628	4,460	7,210,400		10,066,967	2
244,873	11,832	159,093	5,825	85,780	29,389,870	1,002,140	59,289,263	3
14,541	1,668	13,192	181	1,349	711,605		6,047,773	4
38,663	7,538	30,006	1,383	8,657	2,100,185		16,115,581	5
68,507	5,265	59,855	662	8,652	4,067,880		55,646,668	6
1,335,231	14,736	676,682	15,876	658,549	1,319,235,603	21,049,500	1,402,367,970	7
79,731	7,411	60,588	2,445	19,223	27,580,823	1,752,670	91,478,344	8
24,619	12,597	24,262	117	357	1,101,515		23,902,884	9
1,076,075	46,997	460,559	40,848	615,516	2,873,105,538	142,750,068	3,805,981,195	10
11,204	1,631	6,527	1,362	4,677	4,455,407	408,766	6,957,075	11
220	243	220					465,674	12
296	443	296					1,589,424	13
1,766	1,804	1,766					4,070,034	14
813	668	813					1,194,638	15
210	110	210					344,923	16
1,031	1,359	1,031					1,744,127	17
7,058	1,784	6,481	248	577	509,000		5,123,614	18
52	83	52					167,384	19
90,180	4,849	43,425	3,924	46,755	80,167,094	11,163,840	57,956,850	20
3,840	1,707	3,455	62	385	400,000		2,646,364	21
46,938	7,607	22,348	5,492	24,590	44,539,646	3,266,481	29,640,723	22
18,827	12,030	17,944	385	883	1,441,060		27,868,409	23
7,267	475	6,540	45	727	729,700		5,539,399	24
64,877	4,239	59,271	691	5,606	4,924,500	12,000	54,177,234	25
19,161	5,732	17,176	310	1,985	225,672		12,720,068	26
21,981	5,665	12,251	3,681	9,730	7,276,557		12,153,769	27
1,504	1,338	1,426	20	78	48,000		2,283,979	28
9,988	1,546	6,092	576	3,896	5,069,102	408,226	5,134,803	29
27,808	1,790	16,671	684	11,137	33,471,280		20,008,851	30
39,837	4,264	31,542	1,088	8,295	9,306,725	23,472	39,291,056	31
4,349	4,105	4,349					7,136,501	32
4,828	5,520	4,828					15,533,393	33
100,246	4,665	98,107	216	2,139	900,000	208,209	76,481,396	34
4,262	1,525	3,962	95	300	1,080,000		3,459,031	35
84,609	6,448	56,303	3,120	28,306	62,994,182	6,322,300	98,162,915	36
12,449	2,328	8,524	777	3,925	2,136,220		3,333,948	37
97,133	12,030	41,183	15,992	55,950	83,096,307		39,678,136	38
103,886	3,497	99,888	224	3,998	11,182,373		412,547,411	39
84,699	9,670	83,778	87	921	270,207		34,601,475	40
84,035	12,410	52,150	7,997	31,885	37,682,955	615,103	65,245,858	41
131,470	12,109	102,966	3,640	28,504	18,482,505		65,714,041	42
43,245	12,412	33,207	3,013	10,038	9,064,391		44,936,661	43
54,752	4,368	38,407	1,812	16,345	26,636,898	2,944,630	77,390,752	44
24,044	1,625	11,605	1,227	12,439	7,416,389		7,403,158	45
70,899	5,461	63,849	1,055	7,050	7,575,788	9,498	86,515,888	46
17,197	1,171	9,851	870	7,346	8,190,036		10,376,719	47
152,042	852	11,301	10,922	140,741	284,782,920	6,000	17,386,893	48
6,805	6,577	5,826	347	979	847,710	25,526	6,380,059	49
5,733	3,081	5,721	10	12			5,783,474	50
1,269,812	179,996	949,353	67,833	320,459	862,412,432	113,422,298	2,651,280,915	51
25,061	8,720	21,998	2,303	3,063	4,075,470	318,625	31,296,011	52
201,092	4,702	178,489	798	22,603	43,857,535	964,660	191,937,284	53
50,054	7,192	40,306	2,122	9,748	32,075,356		68,180,555	54
321,136	33,936	304,098	1,885	17,038	43,419,841	3,478,671	766,128,762	55
181,889	41,705	173,698	2,002	8,191	14,061,016	676,054	169,892,810	56
4,726	905	4,726					2,960,494	57
334	505	334					475,787	58
4,845	4,643	4,845					10,624,882	59
4,833	456	4,405	13	428	500,000		5,562,695	60
46,439	9,635	32,561	2,149	13,878	19,936,041	4,570,280	32,258,639	61
7,701	3,049	6,111	684	1,590	1,414,556		5,398,204	62
8,569	2,963	6,120	669	2,449	1,848,229	422,550	7,636,791	63
1,624	1,026	1,624					3,303,997	64
30,131	5,660	28,470	297	1,661	326,080		15,682,394	65
737	947	737					1,123,950	66
63,864	21,711	55,928	3,119	7,936	12,431,122	1,028,144	55,516,139	67
248,392	20,189	103,949	19,818	144,343	195,795,098	23,651,420	146,465,784	68
15,501	1,453	5,984	1,514	9,517	15,371,940	4,553,350	7,081,961	69
21,414	16,214	21,414					48,046,567	70

TABLE 4.—PRIME MOVERS AND MOTORS BY NUMBER AND RATED CAPACITY, GENERATORS BY KILOWATT FOR INDUSTRIES:

Group No.	GROUP OR INDUSTRY	ESTABLISHMENTS			PRIME MOVERS				
		Number	Number reporting power equipment	Horse-power installation per 100 wage earners	Total horsepower of prime movers	Steam engines			
						Number			
						Total	Driving generators	Not driving generators	
INDUSTRY—continued									
1	16	Electrical appliances.....	138	137	298	5,309	6	3	3
2	16	Electrical measuring instruments.....	59	59	185	555	2	2	—
3	16	Electrical products not elsewhere classified.....	175	175	374	212	2	1	1
4	15	Electroplating, plating, and polishing.....	643	642	503	2,779	6	4	2
5	8	Electrotyping and stereotyping, not done in printing establishments.....	234	232	488	—	—	—	—
6	17	Elevators, escalators, and conveyors.....	183	183	556	5,790	12	7	5
7	4	Embroideries, other than Schiffli-machine products—contract factories.....	357	304	24	33	1	—	1
8	4	Embroideries, other than Schiffli-machine products—made in regular factories or by jobbers engaging contractors.....	54	49	38	—	—	—	—
9	4	Embroideries: Schiffli-machine products.....	398	376	41	—	—	—	—
10	14	Enameled-iron sanitary ware and other plumbers' supplies (not including pipe and vitreous and semivitreous china sanitary ware).....	259	258	435	23,258	40	19	21
11	14	Enameling, japanning, and lacquering.....	80	79	268	100	1	1	—
12	15	Engraving on metal (except for printing purposes).....	94	94	160	50	—	—	—
13	8	Engraving (steel, copperplate, and wood); plate printing.....	436	436	153	25	—	—	—
14	7	Envelopes.....	169	168	174	3,139	12	9	3
15	9	Essential oils.....	14	14	393	655	10	1	9
16	9	Explosives.....	80	80	742	20,246	97	39	58
17	6	Excelsior.....	53	53	1,105	8,325	44	5	39
18	20	Fabricated plastic products, not elsewhere classified.....	216	216	358	9,179	18	4	14
19	14	Fabricated structural steel and ornamental metalwork, made in plants not operated in connection with rolling mills.....	1,138	1,130	774	29,498	71	42	29
20	20	Feathers, plumes, and artificial flowers.....	314	313	28	—	—	—	—
21	3	Felt goods, wool, hair, and jute (except woven felts and bat bodies and bats).....	37	37	537	5,060	15	10	5
22	9	Fertilizers.....	764	755	1,235	15,263	45	19	29
23	7	Fiber cans, tubes, and similar products.....	116	116	339	6,508	12	6	6
24	14	Files.....	22	22	310	4,642	7	1	6
25	3	Finishing of men's and boys' hats of fur-felt, wool-felt, and straw.....	151	151	60	512	7	2	5
26	14	Firearms.....	23	22	422	6,855	3	—	3
27	20	Fire extinguishers, chemical.....	28	28	359	45	—	—	—
28	9	Fireworks.....	59	55	115	25	1	—	1
29	9	Fish and other marine oils, cake, and meal.....	76	75	1,663	11,543	157	5	152
30	13	Flat glass.....	37	37	946	58,413	21	14	7
31	1	Flavoring extracts and flavoring sirups, not elsewhere classified.....	477	476	389	2,304	28	5	23
32	1	Food preparations, not elsewhere classified.....	1,007	1,003	291	8,768	63	19	44
33	1	Food-products machinery.....	379	378	506	13,531	528	18	510
34	13	Floor and wall tile (except quarry tile).....	49	48	238	899	3	1	2
35	1	Flour and other grain-mill products.....	2,143	2,123	2,259	228,867	344	100	244
36	12	Footwear (except rubber).....	1,070	1,042	68	30,686	111	92	19
37	14	Forgings, iron and steel—made in plants not operated in connection with rolling mills.....	207	203	937	13,382	37	18	19
38	10	Fuel briquets.....	32	32	3,467	1,725	5	—	5
39	4	Fur coats and other fur garments, accessories, and trimmings.....	2,175	2,175	42	—	—	—	—
40	20	Furs, dressed and dyed.....	145	144	263	746	6	4	2
41	14	Galvanizing and other coating—carried on in plants not operated in connection with rolling mills.....	83	83	228	55	1	—	1
42	20	Games and toys (except dolls and children's vehicles).....	343	339	162	3,798	8	3	5
43	8	General commercial (job) printing.....	9,595	9,582	204	6,078	22	21	1
44	16	Generating, distribution and industrial apparatus, and apparatus for incorporation in manufactured products, not elsewhere classified.....	491	487	518	167,331	20	10	10
45	13	Glass containers.....	77	73	545	27,221	31	11	20
46	9	Glue and gelatin.....	80	79	1,248	27,363	53	30	23
47	15	Gold and silver leaf and foil.....	26	19	88	—	—	—	—
48	8	Gravure, rotogravure, and rotary photogravure (including preparation of plates).....	24	24	388	—	—	—	—
49	14	Gray-iron and semisteel castings.....	1,161	1,151	467	18,671	68	32	36
50	9	Grease and tallow (except lubricating greases).....	310	309	981	13,659	100	19	81
51	8	Greeting cards (except hand-painted).....	109	108	51	—	—	—	—
52	9	Gum naval stores (processing but not gathering or warehousing).....	755	743	16	—	—	—	—
53	13	Gypsum products.....	68	66	2,473	13,911	22	6	16
54	20	Hair work.....	42	42	10	—	—	—	—
55	4	Handkerchiefs—made in contract factories.....	20	19	28	—	—	—	—
56	4	Handkerchiefs—made in inside factories or by jobbers engaging contractors.....	60	35	32	549	3	3	—
57	20	Hand stamps, stencils, and brands.....	289	288	184	287	4	2	2
58	14	Hardware not elsewhere classified.....	434	432	337	34,712	43	17	26
59	9	Hardwood distillation and charcoal manufacture.....	43	43	390	4,845	28	12	16
60	4	Hat and cap materials: trimmings, etc.....	55	48	47	—	—	—	—
61	3	Hat bodies and bats, fur-felt.....	43	41	189	12,448	17	16	1
62	3	Hat bodies and hats, wool-felt.....	12	12	91	1,375	10	2	8
63	3	Hats, straw.....	11	11	26	—	—	—	—
64	3	Hatters' fur.....	37	37	284	2,437	5	3	2
65	14	Heating and cooking apparatus, except electric, not elsewhere classified.....	138	137	373	650	—	—	—
66	3	Hosiery—full-fashioned.....	499	485	167	10,807	44	31	13
67	3	Hosiery—seamless.....	433	411	67	11,702	45	26	19
68	13	Hotel china.....	17	17	124	2,790	10	6	4

POWER EQUIPMENT AND ENERGY CONSUMPTION

RATING, AND ELECTRIC ENERGY CONSUMED (KILOWATT HOURS), IN DETAIL, FOR INDUSTRY GROUPS AND 1939—Continued

PRIME MOVERS—continued											
Steam engines—Continued			Steam turbines						Diesel and semi-Diesel engines		
Horsepower			Number			Horsepower			Number		
Total	Driving generators	Not driving generators	Total	Driving generators	Not driving generators	Total	Driving generators	Not driving generators	Total	Driving generators	Not driving generators
2,596	2,021	575	8	3	5	2,413	2,200	213	2	2	1
555	555										2
135	130	5									3
730	565	165							25	24	1
1,855	1,520	335	2	2		3,700	3,700		1	1	6
3		3									7
18,528	9,901	8,627	4	4		1,895	1,895		5	3	2
40	40								1		1
2,262	2,007	255	1		1	50		50	4	4	11
640	400	240									12
10,098	5,881	4,217	18	14	4	8,665	8,625	40	1	1	13
6,500	2,475	4,025	1	1		900	900		2		14
1,970	1,200	770	10	6	4	6,412	6,070	342	5	5	15
15,446	10,191	5,255	2	2		2,250	2,250		14	8	16
											17
4,020	2,650	1,370	2	2		1,040	1,040				18
8,504	5,689	2,815	8	2	6	940	900	40	23	5	19
2,191	1,700	491	4	4		4,162	4,162		1	1	20
2,587	500	2,087	2	2		1,200	1,200		4	4	21
437	250	187	1		1	15		15			22
655		655	5	2	3	5,888	5,600	288	1	1	23
25		25									24
8,233	84	8,149	3	2	1	1,160	1,150	10	5		25
7,579	4,535	3,044	14	13	1	40,074	39,724	350			26
1,912	687	1,225	2		2	260	260		7	1	27
4,681	2,755	1,926	9	6	3	3,286	3,171	115	9	7	28
10,627	5,310	5,317	3	3		2,800	2,800				29
439	300	139									30
69,896	30,848	39,048	37	22	15	24,437	23,772	665	659	137	31
25,486	23,383	2,103	9	9		858	858		11	11	32
5,619	2,454	3,165	9	7	2	4,060	3,825	235	13	11	33
180		180	2	2		1,500	1,500				34
745	700	45									35
50		50	1		1	5		5			36
1,475	700	775							10	6	37
4,615	4,605	10	1	1		200	200		9	8	38
7,542	5,151	2,391	30	30		155,250	155,250		12	12	39
8,650	3,488	5,162	18	4	14	3,535	3,300	235	11	2	40
14,004	11,914	2,090	34	26	8	13,127	12,857	270	1	1	41
											42
12,619	10,544	2,075	6		6	555		555	21	12	43
10,444	7,170	3,274	6	1	5	1,210	600	610	2	2	44
3,676	1,865	1,811	4	4		2,440	2,440		16	10	45
											46
536	536		1	1		13	13				47
97	60	37							1	1	48
10,398	6,356	4,042	17	17		22,334	22,334		7	5	49
2,711	1,424	1,287	5	4	1	1,784	1,759	25			50
5,561	5,551	10	12	11	1	6,402	6,102	300			51
1,150	350	800									52
1,125	815	310	2	2		825	825		1	1	53
8,354	7,239	1,115	5	2	3	1,025	1,000	25	4	4	54
8,921	6,818	2,103	3	1	2	385	135	250	7	7	55
2,573	1,948	625							5	4	56

TABLE 4.—PRIME MOVERS AND MOTORS BY NUMBER AND RATED CAPACITY, GENERATORS BY KILOWATT FOR INDUSTRIES:

Group No.	GROUP OR INDUSTRY	PRIME MOVERS—continued					
		Diesel and semi-Diesel engines—Con.			Other internal-combustion engines		
		Horsepower			Number		
		Total	Driving generators	Not driving generators	Total	Driving generators	Not driving generators
	INDUSTRY—continued						
1	16 Electrical appliances	65	65		2		2
2	16 Electrical measuring instruments						
3	16 Electrical products not elsewhere classified				2	2	
4	15 Electroplating, plating, and polishing	1,674	1,494	180	4	2	2
5	8 Electrotyping and stereotyping, not done in printing establishments						
6	17 Elevators, escalators, and conveyors	120	120		1	1	
7	4 Embroideries, other than Schiffli-machine products—contract factories						
8	4 Embroideries, other than Schiffli-machine products—made in regular factories or by jobbers engaging contractors						
9	4 Embroideries: Schiffli-machine products						
10	14 Enameled-iron sanitary ware and other plumbers' supplies (not including pipe and vitreous and semivitreous china sanitary ware)	665	525	140	1	1	
11	14 Enameling, japanning, and lacquering	60		60			
12	15 Engraving on metal (except for printing purposes)						
13	8 Engraving (steel, copperplate, and wood); plate printing				1	1	
14	7 Envelopes	717	717				
15	9 Essential oils						
16	9 Explosives	300	300		7		7
17	6 Excelsior	210		210	2		2
18	20 Fabricated plastic products, not elsewhere classified	420	420		3		3
19	14 Fabricated structural steel and ornamental metalwork, made in plants not operated in connection with rolling mills	2,125	1,595	530	61	23	58
20	20 Feathers, plumes, and artificial flowers						
21	3 Felt goods, wool, hair, and jute (except woven felts and hat bodies and hats)						
22	9 Fertilizers	3,045	2,200	845	69	14	55
23	7 Fiber cans, tubes, and similar products	60	60		2	1	1
24	14 Files	855	855				
25	3 Finishing of men's and boys' hats of fur-felt, wool-felt, and straw				12		12
26	14 Firearms	67	67		4		4
27	20 Fire extinguishers, chemical				1	1	
28	9 Fireworks						
29	9 Fish and other marine oils, cake, and meal	2,105		2,105	4		4
30	13 Flat glass				28	19	9
31	1 Flavoring extracts and flavoring sirups, not elsewhere classified	123	37	86	2		2
32	1 Food preparations, not elsewhere classified	681	650	31	3		3
33	17 Food-products machinery				5	1	4
34	13 Floor and wall tile (except quarry tile)				3		3
35	1 Flour and other grain-mill products	67,045	32,516	34,529	351	38	313
36	12 Footwear (except rubber)	2,195	2,195				
37	14 Forgings, iron and steel—made in plants not operated in connection with rolling mills	3,275	2,600	675	7	5	2
38	10 Fuel briquets				1		1
39	4 Fur coats and other fur garments, accessories, and trimmings						
40	20 Furs, dressed and dyed				1		1
41	14 Galvanizing and other coating—carried on in plants not operated in connection with rolling mills						
42	20 Games and toys (except dolls and children's vehicles)	1,135	505	630	2		2
43	8 General commercial (job) printing	885	860	25	6	2	4
44	16 Generating, distribution, and industrial apparatus, and apparatus for incorporation in manufactured products, not elsewhere classified	4,158	4,158		5	3	2
45	13 Glass containers	1,040	215	825	64	39	25
46	9 Glue and gelatin	150	150		2		2
47	15 Gold and silver leaf and foil						
48	8 Gravure, rotogravure, and rotary photogravure (including preparation of plates)						
49	14 Gray-iron and semisteel castings	1,868	1,220	648	45	13	32
50	9 Grease and tallow (except lubricating greases)	240	240		19	4	15
51	8 Greeting cards (except hand-painted)						
52	9 Gum naval stores (processing but not gathering or warehousing)						
53	13 Gypsum products	6,195	5,636	559	17	1	16
54	20 Hair work						
55	4 Handkerchiefs—made in contract factories						
56	4 Handkerchiefs—made in inside factories or by jobbers engaging contractors						
57	20 Hand stamps, stencils, and brands	160	160		1		1
58	14 Hardware not elsewhere classified	1,049	965	84	7	4	3
59	9 Hardwood distillation and charcoal manufacture				4	3	1
60	4 Hat and cap materials; trimmings, etc.						
61	3 Hat bodies and hats, fur-felt				3	3	
62	3 Hat bodies and hats, wool-felt						
63	3 Hats, straw						
64	3 Hatters' fur	75	75				
65	14 Heating and cooking apparatus, except electric, not elsewhere classified	500	500				
66	3 Hosiery—full-fashioned	475	475		2		1
67	3 Hosiery—seamless	1,062	1,062	3	3	3	
68	13 Hotel china				1		1

POWER EQUIPMENT AND ENERGY CONSUMPTION

RATING, AND ELECTRIC ENERGY CONSUMED (KILOWATT HOURS), IN DETAIL, FOR INDUSTRY GROUPS AND 1939—Continued

PRIME MOVERS—continued										Horsepower of prime movers ordinarily idle
Other internal-combustion engines—Continued			Hydroturbines and water wheels							
Horsepower			Number			Horsepower				
Total	Driving generators	Not driving generators	Total	Driving generators	Not driving generators	Total	Driving generators	Not driving generators		
39		39	3	2	1	196	121	75	525	1
37	37		1	1		40	40		27	2
375	260	115							694	3
										4
80	80		1	1		35	35			5
			1	1		30	30			6
										7
										8
35	35		6	4	2	2,135	2,025	110	896	9
			1	1		50	50			10
25	25		1	1		110	110		325	11
			1		1	15		15		12
103		103	8	8		1,080	1,080		4,643	13
98		98	7	3	4	617	360	257	240	14
57		57	4	3	1	320	195	125	4,598	15
9,677	5,930	3,747							2,443	16
										17
2,774	900	1,874							200	18
35	15	20	2	1	1	60	40	20	3,848	19
									828	20
60		60							110	21
20		20	1	1		225	225		5	22
45	45									23
45		45							190	24
10,760	6,495	4,265							3,925	25
9		9								26
120		120							400	27
104	27	77							752	28
460		460								29
16,332	4,547	11,785	781	91	690	51,157	17,507	33,650	103,670	30
			5	4	1	2,147	1,867	280	8,080	31
303	265	38	2		2	125		125	700	32
45		45							20	33
										34
1		1								35
										36
13		13	11	2	9	1,175	75	1,100	550	37
163	120	43	3	2	1	215	140	75	1,417	38
										39
190	105	85	2	2		191	191		9,621	40
13,996	11,384	2,612							2,396	41
82		82							1,735	42
										43
										44
3,054	1,189	1,865	10	5	5	575	320	255	3,430	45
1,735	1,400	335	1	1	1	30		30	1,513	46
										47
1,365	450	915	2	2		235	235		745	48
										49
										50
30		30							7	51
414	260	154	3		3	517		517	4,195	52
										53
350	250	100							325	54
										55
285	285		2		2	200		200	1,203	56
			1		1	225		225		57
										58
			5	2	3	412	245	167	777	59
			1	1		150	150			60
			3	3		875	875		1,025	61
78	75	3	13	8	5	1,149	804	345	2,490	62
182	182								398	63
50		50	1	1		167	167			64

TABLE 4.—PRIME MOVERS AND MOTORS BY NUMBER AND RATED CAPACITY, GENERATORS BY KILOWATT FOR INDUSTRIES:

Group No.	GROUP OR INDUSTRY	GENERATORS (KILOWATT RATING)						Ordinarily idle (included in total kilowatt rating)
		Total kilowatt rating	Driven by—					
			Steam engines	Steam turbines	Diesel and semi-Diesel engines	Other internal-combustion engines	Hydro-turbines and water wheels	
INDUSTRY—continued								
1	16	Electrical appliances	3,688	1,850	1,700	48	90	350
2	16	Electrical measuring instruments	450	450				
3	16	Electrical products, not elsewhere classified	147	90		27	30	20
4	15	Electroplating, plating, and polishing	1,545	373		1,007	165	410
5	8	Electrotyping and stereotyping, not done in printing establishments						
6	17	Elevators, escalators and conveyors	3,657	972	2,500	100	60	25
7	4	Embroideries, other than Schiffli-machine products—contract factories	20				20	
8	4	Embroideries, other than Schiffli-machine products—made in regular factories or by jobbers engaging contractors						
9	4	Embroideries: Schiffli-machine products						
10	14	Enameled-iron sanitary ware and other plumbers' supplies (not including pipe and vitreous and semivitreous china sanitary ware)	10,575	7,298	1,105	350	7	1,815
11	14	Enameling, japanning, and lacquering	20	20				
12	15	Engraving on metal (except for printing purposes)	35				35	
13	8	Engraving (steel, copperplate, and wood); plate printing	16				16	
14	7	Envelopes	1,937	1,430		457	20	200
15	9	Essential oils	275	275				
16	9	Explosives	10,651	3,856	5,850	200		745
17	6	Excelsior	1,885	1,640	45			200
18	20	Fabricated plastic products, not elsewhere classified	4,987	800	3,780	277		130
19	14	Fabricated structural steel and ornamental metalwork, made in plants not operated in connection with rolling mills	13,664	7,113	1,500	1,138	3,913	
20	20	Feathers, plumes, and artificial flowers						
21	3	Felt goods, wool, hair, and jute (except woven felts and hat bodies and hats)	2,475	1,775	700			125
22	9	Fertilizers	6,223	3,330	650	1,849	394	2,433
23	7	Fiber cans, tubes, and similar products	4,372	1,200	3,100	32	10	30
24	14	Files	1,800	250	900	650		
25	3	Finishing of men's and boys' hats of fur-felt, wool-felt, and straw	185	185				75
26	14	Firearms	4,425		4,230	45		150
27	20	Fire extinguishers, chemical	7				7	
28	9	Fireworks						
29	9	Fish and other marine oils, cake, and meal	911	61	850			
30	13	Flat glass	37,176	3,044	29,605		4,527	2,592
31	1	Flavoring extracts and flavoring sirups, not elsewhere classified	471	446		25		
32	1	Food preparations, not elsewhere classified	4,591	1,971	2,325	295		150
33	17	Food-products machinery	4,525	2,567	1,950		8	492
34	13	Floor and wall tile (except quarry tile)	200	200				
35	1	Flour and other grain-mill products	60,338	13,079	18,564	17,592	2,827	8,276
36	12	Footwear (except rubber)	19,071	15,717	757	1,362		1,235
37	14	Forgings, iron and steel—made in plants not operated in connection with rolling mills	6,405	1,812	2,646	1,805	142	
38	10	Fuel briquets	1,050		1,050			375
39	4	Fur coats and other fur garments, accessories, and trimmings						
40	20	Furs, dressed and dyed	467	467				
41	14	Galvanizing and other coating—carried on in plants not operated in connection with rolling mills						
42	20	Games and toys (except dolls and children's vehicles)	741	366		325		50
43	8	General commercial (job) printing	4,055	3,261	35	559	80	120
44	16	Generating, distribution, and industrial apparatus, and apparatus for incorporation in manufactured products, not elsewhere classified	122,167	3,340	115,405	3,211	61	150
45	13	Glass containers	12,284	2,437	2,350	135	7,362	
46	9	Gluc and gelatin	18,801	8,695	10,006	100		
47	15	Gold and silver leaf and foil						
48	8	Gravure, rotogravure, and rotary photogravure (including preparation of plates)						
49	14	Gray-iron and semisteel castings	8,798	6,980		847	756	215
50	9	Grease and tallow (except lubricating greases)	6,907	5,162	500	185	1,060	
51	8	Greeting cards (except hand-painted)						
52	9	Gum naval stores (processing but not gathering or warehousing)						
53	13	Gypsum products	7,970	1,510	1,695	4,345	300	120
54	20	Hair work						
55	4	Handkerchiefs—made in contract factories						
56	4	Handkerchiefs—made in inside factories or by jobbers engaging contractors	410	400	10			
57	20	Hand stamps, stencils, and brands	115	40		75		
58	14	Hardware not elsewhere classified	19,951	3,710	15,396	640	211	
59	9	Hardwood distillation and charcoal manufacture	2,513	1,188	1,180		145	
60	4	Hat and cap materials; trimmings, etc.						
61	3	Hat bodies and bats, fur-felt	8,235	3,410	4,600		225	
62	3	Hat bodies and hats, wool-felt	500	500				
63	3	Hats, straw						
64	3	Hatters' fur	1,100	340	550	35		175
65	14	Heating and cooking apparatus, except electric, not elsewhere classified	325			200		125
66	3	Hosiery—full-fashioned	6,620	4,819	775	315	56	655
67	3	Hosiery—seamless	5,998	4,393	109	685	120	700
68	13	Hotel china	1,801	1,626				175

POWER EQUIPMENT AND ENERGY CONSUMPTION

RATING, AND ELECTRIC ENERGY CONSUMED (KILOWATT HOURS), IN DETAIL, FOR INDUSTRY GROUPS AND 1939—Continued

Aggregate horse-power	ELECTRIC MOTORS				ELECTRIC ENERGY (KILOWATT HOURS)			
	Driven by purchased energy		Driven by plant energy		Generated in plant	Sold	Purchased	
	Number	Horsepower	Number	Horsepower				
57,966	14,077	53,971	1,410	3,995	5,807,867		77,595,117	1
13,050	7,135	12,384	150	666	709,644		21,291,854	2
22,296	12,765	22,266	25	30	147,970		34,981,614	3
39,697	6,807	38,517	233	1,180	2,284,556		38,869,317	4
21,547	7,071	21,547					17,136,569	5
49,410	6,167	43,805	664	5,605	4,583,700		29,488,225	6
963	1,566	963					1,553,079	7
229	336	229					274,499	8
1,553	1,964	1,553					2,934,653	9
101,378	10,984	83,759	2,511	17,619	25,247,590	5,410,000	84,470,234	10
4,794	1,147	4,787	5	7	3,120		8,744,262	11
2,356	869	2,216	80	140	28,166		1,666,407	12
8,399	4,102	8,182	73	217			6,065,061	13
14,177	7,543	11,960	1,215	2,217	2,762,859	30,732	11,754,605	14
526	124	348	98	178	1,225,000		276,348	15
55,481	3,108	33,509	1,997	21,972	13,177,489	1,208,558	72,390,706	16
2,628	124	1,894	25	734	383,297		1,498,735	17
49,341	9,407	44,872	809	4,469	1,470,348		64,041,776	18
290,538	26,105	245,107	3,613	45,431	8,924,401	1,106,944	107,140,348	19
1,832	987	1,832					2,248,739	20
16,888	1,594	12,915	614	3,973	5,798,540		14,898,619	21
223,191	9,420	216,142	405	7,049	6,146,010	1,189,871	126,308,285	22
24,201	4,149	15,990	1,201	8,211	12,357,412	14,376	17,382,947	23
8,795	577	5,295	235	3,500	6,192,100		4,859,476	24
3,613	3,024	3,613			87,500		4,453,943	25
18,897	2,295	14,244	1,160	4,653	6,574,909		11,182,524	26
3,526	870	3,526					2,221,079	27
1,303	528	1,303					855,852	28
14,261	998	13,780	25	481	162,500		4,248,259	29
150,930	9,476	100,008	3,645	50,922	88,915,677	12,071,800	177,370,757	30
12,782	5,232	11,664	454	1,118	444,901	6,000	11,301,894	31
35,358	10,946	29,354	1,575	6,004	6,997,082	216,000	29,369,210	32
69,038	10,658	57,269	2,260	11,769	5,666,462		25,373,639	33
13,199	2,684	12,622	65	577	613,648		16,888,303	34
386,051	16,353	330,764	3,701	55,287	89,032,925	9,729,044	598,339,945	35
134,569	60,089	116,713	8,514	17,856	22,474,706	4,184,377	134,718,838	36
144,179	12,646	130,680	1,787	13,499	11,144,558		89,910,477	37
14,116	665	12,489	94	1,627	1,728,900		9,741,515	38
5,505	11,230	5,505					8,514,013	39
13,834	2,445	12,697	84	1,137	983,900		8,828,683	40
2,703	611	2,703					2,029,476	41
22,327	8,045	21,547	361	780	325,000		13,518,536	42
195,269	112,676	190,128	1,626	5,141	6,813,987	590,485	204,328,334	43
382,509	49,219	197,242	29,735	185,267	249,793,881	23,518,751	237,145,983	44
133,581	15,294	113,144	2,835	20,437	42,977,311	22,132	320,268,976	45
33,271	1,237	10,561	2,271	22,710	44,430,848	1,252,695	11,917,227	46
497	312	497					510,795	47
10,185	1,967	10,185					12,785,244	48
270,261	27,251	254,418	1,416	15,843	7,869,160	189,646	189,421,995	49
45,122	3,009	37,380	630	7,742	12,037,433	169,144	31,500,313	50
3,868	2,614	3,868					5,346,918	51
151	31	151					310,523	52
122,065	6,186	108,154	1,019	13,911	18,091,184	119,949	114,938,913	53
31	60	31					116,723	54
338	129	314	10	24			352,626	55
1,071	453	634	508	437	159,365		1,256,458	56
3,896	2,612	3,773	58	123			2,436,656	57
104,240	16,846	85,258	4,424	18,982	29,080,974	704,849	71,751,581	58
16,429	245	2,064	1,644	14,365	11,143,805	95,600	3,844,878	59
376	359	376					552,049	60
15,741	1,369	6,309	3,769	9,432	11,955,044	2,362	9,436,705	61
3,070	631	2,670	75	400	2,313,200		4,819,832	62
126	124	126					210,577	63
3,899	586	2,943	173	956	1,502,340		1,950,031	64
10,259	2,860	10,239	4	20	7,000		5,286,380	65
60,595	29,750	54,219	2,867	6,376	8,502,143	235,339	141,149,750	66
35,430	8,665	29,921	1,417	5,509	12,743,302	7,036	58,115,441	67
5,547	615	2,587	1,016	2,960	2,634,320		5,068,983	68

TABLE 4.—PRIME MOVERS AND MOTORS BY NUMBER AND RATED CAPACITY, GENERATORS BY KILOWATT FOR INDUSTRIES:

Group No.	GROUP OR INDUSTRY	ESTABLISHMENTS			Horse-power installation per 100 wage earners	PRIME MOVERS		
		Number	Number reporting power equipment	Total horsepower of prime movers		Steam engines		
						Number		
						Total	Driving generators	Not driving generators
INDUSTRY—continued								
1	4	House dresses, uniforms, and aprons—made in contract factories.....	255	254	20			
2	4	House dresses, uniforms, and aprons—made in inside factories or by jobbers engaging contractors.....	457	443	31			
3	4	Housefurnishings (except curtains, draperies, and bedspreads).....	472	440	115	1,475	4	2
4	6	Household furniture, except upholstered.....	1,592	1,570	335	118,653	368	217
5	1	Ice cream and ices.....	2,734	2,701	1,537	21,504	109	13
6	1	Ice, manufactured.....	3,975	3,790	6,493	294,647	726	216
7	12	Industrial leather belting and packing leather.....	190	190	315	1,995	11	5
8	17	Industrial machinery, not elsewhere classified.....	579	578	712	13,395	70	23
9	9	Insecticides, fungicides, and related industrial and household chemical compounds.....	774	771	641	3,994	51	17
10	16	Insulated wire and cable.....	79	75	688	32,215	12	4
11	17	Internal-combustion engines.....	74	73	674	50,605	13	9
12	20	Jewelry cases and instrument cases.....	132	131	94	10		
13	15	Jewelers' findings and materials.....	82	81	180			
14	15	Jewelry (precious metals).....	886	883	78	517	10	4
15	3	Jute goods (except felt).....	22	21	1,021	24,257	2	
16	3	Knitted cloth.....	229	227	245	7,029	17	13
17	3	Knitted gloves.....	20	20	26	385	2	1
18	3	Knitted outerwear (except knit gloves)—contract factories.....	233	233	51	1		
19	3	Knitted outerwear (except knit gloves)—regular factories or jobbers engaging contractors.....	476	474	75	2,727	11	5
20	3	Knitted underwear.....	199	193	118	19,248	47	31
21	6	Laboratory, hospital, and other professional furniture.....	82	82	330	2,255	5	5
22	3	Lace goods.....	63	62	227	12,754	44	32
23	20	Lamp shades.....	128	128	20			
24	15	Lapidary work.....	90	90	90			
25	6	Lasts and related products.....	48	48	464	1,263	11	6
26	17	Laundry equipment, domestic.....	42	42	457	3,283	4	2
27	12	Leather gloves and mittens.....	233	229	33	791	2	1
28	12	Leather goods not elsewhere classified.....	160	160	71			
29	12	Leather: tanned, curried, and finished—contract factories.....	111	110	398	11,572	32	14
30	12	Leather: tanned, curried, and finished—regular factories or jobbers engaging contractors.....	335	319	458	89,167	300	158
31	15	Lighting fixtures.....	568	566	326	2,872	6	2
32	13	Lime.....	269	264	1,451	19,672	77	6
33	3	Linen goods.....	9	9	360	4,309	4	3
34	3	Linoleum, asphalted-felt-base, and other hard-surface floor coverings, not elsewhere classified.....	17	17	822	10,117	14	4
35	9	Linseed oil, cake, and meal.....	25	23	1,866	21,155	2	
36	1	Liquors, distilled.....	135	134	1,634	45,390	224	19
37	1	Liquors, rectified or blended.....	148	147	192	205	6	
38	8	Lithographing and photo-lithographing (including preparation of stones or plates and dry transfers).....	749	744	211	11,804	37	32
39	19	Locomotives (including frames) and parts: railroad, mining, and industrial.....	15	15	729	23,415	49	10
40	9	Lubricating oils and greases—not made in petroleum refineries.....	232	231	890	6,865	40	12
41	1	Macaroni, spaghetti, vermicelli, and noodles.....	328	327	467	2,011	7	4
42	8	Machine and hand typesetting (including advertisement typesetting).....	641	640	54			
43	17	Machine-shop products, not elsewhere classified.....	2,125	2,115	528	30,817	218	40
44	17	Machine-shop repairs.....	1,459	1,456	587	6,919	17	4
45	17	Machine-tool and other metalworking-machinery accessories, metal-cutting and shaping tools, and machinists' precision tools.....	954	951	427	3,685	11	8
46	17	Machine tools.....	200	200	473	20,030	58	50
47	14	Malleable-iron castings.....	83	80	474	13,057	37	22
48	1	Malt.....	52	52	3,457	14,486	36	27
49	1	Malt liquors.....	605	600	976	187,266	1,275	430
50	6	Matches.....	28	28	454	17,302	21	10
51	6	Mattresses and bedsprings.....	947	945	251	10,432	8	4
52	17	Measuring and dispensing pumps.....	38	38	510	1,700		
53	17	Measuring instruments, mechanical (except electrical measuring instruments, watches, and clocks).....	68	68	234	1,094	4	2
54	1	Meat packing, wholesale.....	1,478	1,470	535	234,133	842	179
55	17	Mechanical power-transmission equipment.....	218	214	578	14,893	19	13
56	4	Men's and boys' hats and caps (except felt and straw).....	270	255	43			
57	4	Men's and boys' shirts (except work shirts), collars, and nightwear—made in contract factories.....	141	136	20	43		
58	4	Men's and boys' shirts (except work shirts), collars, and nightwear—made in inside factories or by jobbers engaging contractors.....	449	399	33	4,021	12	9
59	4	Men's and boys' suits, coats, and overcoats (except work clothing)—made in contract factories.....	1,078	1,026	19	239	10	2
60	4	Men's and boys' suits, coats, and overcoats (except work clothing)—made in inside factories or by jobbers engaging contractors.....	1,371	1,101	30	4,041	51	21
61	4	Men's and boys' underwear—made in contract factories.....	10	10	30			
62	4	Men's and boys' underwear—made in inside factories or by jobbers engaging contractors.....	44	43	39	77	2	1
63	4	Men's neckwear—made in contract factories.....	34	32	16			
64	4	Men's neckwear—made in inside factories or by jobbers engaging contractors.....	347	304	15	4	1	
65	17	Metalworking machinery and equipment, not elsewhere classified.....	178	176	556	11,374	39	28
66	4	Millinery.....	1,050	980	28	356	3	
67	13	Minerals and earths, ground or otherwise treated.....	237	236	1,749	17,871	85	7
68	13	Mineral wool.....	58	58	444	1,295	7	5
69	17	Mining machinery and equipment.....	65	63	684	6,927	19	15

POWER EQUIPMENT AND ENERGY CONSUMPTION

RATING, AND ELECTRIC ENERGY CONSUMED (KILOWATT HOURS), IN DETAIL, FOR INDUSTRY GROUPS AND 1939—Continued

PRIME MOVERS—continued											
Steam engines—Continued			Steam turbines						Diesel and semi-Diesel engines		
Horsepower			Number			Horsepower			Number		
Total	Driving generators	Not driving generators	Total	Driving generators	Not driving generators	Total	Driving generators	Not driving generators	Total	Driving generators	Not driving generators
											1
725	650	75	1	1		300	300				2
86,156	65,252	20,904	30	24	6	26,738	26,468	270	21	14	3
9,976	2,365	7,611	12	4	8	624	175	449	79	42	4
77,187	25,490	51,697	44	20	24	4,331	3,172	1,159	1,461	924	537
1,964	554	1,410									7
10,236	7,000	3,236	13	2	11	1,300	350	950	6	5	8
3,132	2,120	1,012									9
1,238	1,003	235	7	6	1	30,570	30,510	60	2	1	10
5,790	5,175	615	7	7		14,486	14,486		79	71	8
											11
											12
307	255	52	1	1		130	130				13
1,575		1,575	6	5	1	7,421	7,400	21	4	4	14
4,326	3,471	855	7	3	4	1,173	798	375	2	2	15
385	375	10									16
											17
											18
2,087	817	1,270									19
9,766	8,146	1,620	10	8	2	7,443	7,378	65	2	2	20
1,025	1,025		1	1		1,000	1,000		2	2	21
6,293	6,103	190	8	8		4,672	4,672		3	3	22
											23
											24
560	95	465									25
1,183	933	250	2	2		2,100	2,100				26
530	50	480									27
5,944	3,810	2,134	4	4		4,775	4,775				28
											29
54,563	43,578	10,985	53	32	21	31,432	26,873	4,559	7	7	30
680	194	486	1	1		500	500		6	5	31
4,843	1,282	3,561	3		3	75		75	47	17	32
1,100	950	150	1	1		2,500	2,500				33
2,445	1,172	1,273	5	5		7,670	7,670				34
470		470	6	5	1	8,525	8,325	200	5	3	35
15,738	3,578	12,160	144	16	128	28,632	14,158	14,474	5	2	36
195		195									37
9,609	9,404	205	1	1		1,125	1,125		3	3	38
12,710	5,100	7,610	15	6	9	9,465	8,675	790	2	2	39
5,198	3,330	1,868	3	2	1	1,440	1,435	5	1		40
724	664	60							6	4	41
15,291	9,105	6,186	10	5	5	7,255	7,000	255	46	29	42
975	405	570	1	1		50		50	20	12	43
											44
2,255	2,010	245							4	3	45
14,632	13,592	1,040	8	5	3	3,402	2,950	452	0	8	46
10,822	7,807	3,015	4	4		1,250	1,250		1	1	47
10,901	9,870	1,031	5	4	1	3,545	3,495	50			48
138,658	63,303	75,355	99	43	56	44,079	39,799	4,280	15	9	49
6,835	5,970	865	13	10	3	10,217	10,102	115	2	2	50
1,114	539	575	3	3		8,665	8,665		3	3	51
			2	2		1,600	1,600		1	1	52
1,002	750	252									53
158,449	43,242	110,207	243	41	202	67,277	53,524	13,753	51	34	54
3,693	2,938	755	6	6		10,490	10,490		3	2	55
											56
									2	2	57
1,604	1,450	154	3	3		2,250	2,250		3	3	58
239	215	24									59
3,525	3,260	265	1		1	7		7	1	1	60
											61
77	45	32									62
4		4									63
											64
9,454	8,260	1,194	1	1		75	75		6	4	65
350		350									66
6,586	680	5,906	1		1	37		37	43	20	67
1,168	1,050	118	6		6	127		127			68
5,455	4,820	635							1	1	69

TABLE 4.—PRIME MOVERS AND MOTORS BY NUMBER AND RATED CAPACITY, GENERATORS BY KILOWATT FOR INDUSTRIES:

Group No.	GROUP OR INDUSTRY	PRIME MOVERS—continued					
		Diesel and semi-Diesel engines—Con.			Other internal-combustion engines		
		Horsepower			Number		
		Total	Driving generators	Not driving generators	Total	Driving generators	Not driving generators
	INDUSTRY—continued						
1	4 House dresses, uniforms, and aprons—made in contract factories						
2	4 House dresses, uniforms, and aprons—made in inside factories or by jobbers engaging contractors						
3	4 Housefurnishings (except curtains, draperies, and bedspreads)						
4	4 Household furniture, except upholstered	3,026	2,651	375	20	6	14
5	1 Ice cream and ices	5,670	3,839	1,831	92	23	69
6	1 Ice, manufactured	147,270	109,217	38,053	914	377	537
7	12 Industrial leather belting and packing leather				3		3
8	17 Industrial machinery, not elsewhere classified	850	830	20	17	7	10
9	9 Insecticides, fungicides, and related industrial and household chemical compounds	175		175	21		21
10	16 Insulated wire and cable	220	150	40	1	1	
11	17 Internal-combustion engines	27,426	27,016	410	28	12	16
12	20 Jewelry cases and instrument cases				1		1
13	15 Jewelers' findings and materials						
14	15 Jewelry (precious metals)				3	3	
15	3 Jute goods (except felt)	3,165	3,165				
16	3 Knitted cloth	240	240		1		1
17	3 Knitted gloves						
18	3 Knitted outerwear (except knit gloves)—contract factories				1		1
19	3 Knitted outerwear (except knit gloves)—regular factories or jobbers engaging contractors	110	110		1		1
20	3 Knitted underwear				2	2	
21	6 Laboratory, hospital, and other professional furniture	200	200		3		3
22	3 Lace goods	1,254	1,254				
23	20 Lamp shades						
24	15 Lapidary work						
25	6 Lasts and related products				1		1
26	17 Laundry equipment, domestic						
27	12 Leather gloves and mittens				1	1	
28	12 Leather goods not elsewhere classified						
29	12 Leather: tanned, curried, and finished—contract factories				1		1
30	12 Leather: tanned, curried, and finished—regular factories or jobbers engaging contractors	2,000	2,000		5	3	2
31	15 Lighting fixtures	530	495	35	5	2	3
32	13 Lime	6,321	4,315	2,006	189	6	183
33	3 Linen goods						
34	3 Linoleum, asphalted-felt-base and other hard-surface floor coverings, not elsewhere classified				1	1	
35	9 Linseed oil, cake, and meal	12,120	11,895	225			
36	1 Liquors, distilled	610	480	130	8	1	7
37	1 Liquors, rectified or blended				1		1
38	8 Lithographing and photo-lithographing (including preparation of stones or plates and dry transfers)	150	150		2	2	
39	19 Locomotives (including frames) and parts: railroad, mining, and industrial	1,240	1,240				
40	9 Lubricating oils and greases—not made in petroleum refineries	60		60	22		22
41	1 Macaroni, spaghetti, vermicelli, and noodles	500	350	150	6	4	2
42	8 Machine and hand typesetting (including advertisement typesetting)						
43	17 Machine-shop products, not elsewhere classified	3,170	2,505	665	131	24	107
44	17 Machine-shop repairs	1,208	878	330	155	42	113
45	17 Machine-tool and other metalworking-machinery accessories, metal-cutting and shaping tools, and machinists' precision tools	395	335	60	5	2	3
46	17 Machine tools	1,120	1,070	50	7	4	3
47	14 Malleable-iron castings	125	125		3	1	2
48	1 Malt						
49	1 Malt liquors	2,727	2,040	687	42	40	2
50	6 Matches	250	250				
51	6 Mattresses and bedsprings	286	286		11		11
52	17 Measuring and dispensing pumps	100	100				
53	17 Measuring instruments, mechanical (except electrical measuring instruments, watches, and clocks)				3		3
54	1 Meat packing, wholesale	5,468	4,687	781	49	8	41
55	17 Mechanical power-transmission equipment						
56	4 Men's and boys' hats and caps (except felt and straw)	405	365	40	4		4
57	4 Men's and boys' shirts (except work shirts), collars, and nightwear—made in contract factories						
58	4 Men's and boys' shirts (except work shirts), collars, and nightwear—made in inside factories or by jobbers engaging contractors	35	35		1		1
59	4 Men's and boys' suits, coats, and overcoats (except work clothing)—made in contract factories	167	167				
60	4 Men's and boys' suits, coats, and overcoats (except work clothing)—made in inside factories or by jobbers engaging contractors	20	20		3		3
61	4 Men's and boys' underwear—made in contract factories						
62	4 Men's and boys' underwear—made in inside factories or by jobbers engaging contractors						
63	4 Men's neckwear—made in contract factories						
64	4 Men's neckwear—made in inside factories or by jobbers engaging contractors						
65	17 Metalworking machinery and equipment, not elsewhere classified	1,320	820	500	4	1	3
66	4 Millinery				3		3
67	13 Minerals and earths, ground or otherwise treated	7,195	5,008	2,187	82		82
68	13 Mineral wool						
69	17 Mining machinery and equipment	232	232		3	1	2

TABLE 4.—PRIME MOVERS AND MOTORS BY NUMBER AND RATED CAPACITY, GENERATORS BY KILOWATT FOR INDUSTRIES:

Group No.	GROUP OR INDUSTRY	GENERATORS (KILOWATT RATING)						
		Total kilowatt rating	Driven by—					Ordinarily idle (included in total kilowatt rating)
			Steam engines	Steam turbines	Diesel and semi-Diesel engines	Other internal-combustion engines	Hydro-turbines and water wheels	
INDUSTRIES—continued								
1	4	House dresses, uniforms, and aprons—made in contract factories						
2	4	House dresses, uniforms, and aprons—made in inside factories or by jobbers engaging contractors						
3	4	Housefurnishings (except curtains, draperies, and bedspreads)	364	164	200			
4	6	Household furniture, except upholstered	66,763	44,090	19,616	1,826	767	464
5	1	Ice cream and ices	5,112	1,590	100	2,477	928	17
6	1	Ice, manufactured	94,839	15,277	2,179	57,008	19,830	545
7	12	Industrial leather belting and packing leather	357	357				
8	17	Industrial machinery, not elsewhere classified	5,953	4,765	350	585	147	106
9	9	Insecticides, fungicides, and related industrial and household chemical compounds	1,395	1,395				
10	16	Insulated wire and cable	21,243	625	20,337	120	1	160
11	17	Internal-combustion engines	33,771	3,950	9,325	19,121	1,375	
12	20	Jewelry cases and instrument cases						
13	15	Jewelers' findings and materials						
14	15	Jewelry (precious metals)	262	123	90		35	14
15	3	Jute goods (except felt)	14,927		5,367	2,210		7,350
16	3	Knitted cloth	3,208	2,002	430	199		577
17	3	Knitted gloves	210	210				
18	3	Knitted outerwear (except knit gloves)—contract factories						
19	3	Knitted outerwear (except knit gloves)—regular factories or jobbers engaging contractors	923	530		58		335
20	3	Knitted underwear	13,146	6,025	5,780		450	891
21	6	Laboratory, hospital, and other professional furniture	1,520	620	750	150		
22	3	Lace goods	7,578	4,095	3,165	90		228
23	20	Lamp shades						
24	15	Lapidary work						
25	6	Lasts and related products	526	63				463
26	17	Laundry equipment, domestic	2,275	700	1,575			
27	12	Leather gloves and mittens	245	30			15	200
28	12	Leather goods not elsewhere classified						
29	12	Leather: tanned, curried, and finished—contract factories	6,872	2,819	3,437			616
30	12	Leather: tanned, curried, and finished—regular factories or jobbers engaging contractors	51,555	28,332	21,350	1,303	545	25
31	15	Lighting fixtures	1,610	145	375	350	40	700
32	13	Lime	4,478	874		2,909	195	500
33	3	Linen goods	2,550	650	1,500			400
34	3	Linoleum, asphalt-felt-base and other hard-surface floor coverings, not elsewhere classified	5,451	550	4,900		1	
35	9	Linseed oil, cake, and meal	7,093		6,300	793		
36	1	Liquors, distilled	12,636	2,541	9,755	332	8	
37	1	Liquors, rectified or blended						
38	8	Lithographing and photo-lithographing (including preparation of stones or plates and dry transfers)	6,474	5,042	750	82	600	
39	19	Locomotives (including frames) and parts: railroad, mining, and industrial	10,300	3,525	5,875	900		
40	9	Lubricating oils and greases—not made in petroleum refineries	3,247	2,297	950			
41	1	Macaroni, spaghetti, vermicelli, and noodles	1,171	460		190	226	295
42	8	Machine and hand typesetting (including advertisement typesetting)						
43	17	Machine-shop products, not elsewhere classified	14,134	6,436	4,875	1,602	711	510
44	17	Machine-shop repairs	1,481	235		602	644	
45	17	Machine-tool and other metalworking-machinery accessories, metal-cutting and shaping tools, and machinists' precision tools	2,388	1,366		265	18	739
46	17	Machine tools	12,694	9,744	1,860	653	237	200
47	14	Malleable-iron castings	6,631	5,400	931	85	125	90
48	1	Malt	9,134	6,434	2,700			
49	1	Malt liquors	64,527	36,166	26,605	1,350	286	120
50	6	Matches	11,069	3,750	7,159	160		
51	6	Mattresses and bedsprings	6,755	204	6,375	176		
52	17	Measuring and dispensing pumps	1,250		1,200	50		
53	17	Measuring instruments, mechanical (except electrical measuring instruments, watches, and clocks)	475	475				
54	1	Meat packing, wholesale	72,256	32,136	36,599	3,003	393	125
55	17	Mechanical power-transmission equipment	9,317	1,826	7,175	250		66
56	4	Men's and boys' hats and caps (except felt and straw)						
57	4	Men's and boys' shirts (except work shirts), collars, and nightwear made in contract factories	15			15		
58	4	Men's and boys' shirts (except work shirts), collars, and nightwear—made in inside factories or by jobbers engaging contractors	2,553	950	1,500	103		
59	4	Men's and boys' suits, coats, and overcoats (except work clothing)—made in contract factories	200	200				
60	4	Men's and boys' suits, coats, and overcoats (except work clothing)—made in inside factories or by jobbers engaging contractors	2,380	2,143		12		225
61	4	Men's and boys' underwear—made in contract factories						
62	4	Men's and boys' underwear—made in inside factories or by jobbers engaging contractors	30	30				
63	4	Men's neckwear—made in contract factories						
64	4	Men's neckwear—made in inside factories or by jobbers engaging contractors						
65	17	Metalworking machinery and equipment, not elsewhere classified	6,952	6,006	50	584	125	187
66	4	Millinery						
67	13	Minerals and earths, ground or otherwise treated	4,104	390		3,364		350
68	13	Mineral wool	325	325				
69	17	Mining machinery and equipment	4,501	3,545		156	300	500

RATING, AND ELECTRIC ENERGY CONSUMED (KILOWATT HOURS), IN DETAIL, FOR INDUSTRY GROUPS AND 1939—Continued

Aggregate horse-power	ELECTRIC MOTORS				ELECTRIC ENERGY (KILOWATT-HOURS)			
	Driven by purchased energy		Driven by plant energy		Generated in plant	Sold	Purchased	
	Number	Horsepower	Number	Horsepower				
2,191	1,754	2,191					3,242,618	1
8,523	7,343	8,523					11,458,798	2
11,359	5,960	10,725					8,502,062	3
320,335	43,581	199,112	25,361	121,223	66,735,697	3,466,497	135,577,497	4
225,615	37,611	220,022	1,220	5,593	3,834,243	38,000	294,092,825	5
805,248	39,699	738,545	8,674	66,703	69,551,111	3,996,682	1,359,896,132	6
5,867	1,130	5,361	175	506	425,842		4,228,180	7
156,824	17,580	142,724	1,552	14,100	6,595,884	41,761	81,318,027	8
30,316	5,871	28,172	279	2,144	1,808,151		17,243,747	9
94,413	11,360	75,819	4,460	18,594	31,402,900	1,475,200	80,616,362	10
124,408	8,658	48,795	8,554	75,613	55,027,124	4,141,508	21,852,925	11
4,832	1,895	4,832					4,577,151	12
5,053	1,266	5,053					4,031,005	13
8,537	7,682	8,389	94	148	230,404		6,833,682	14
25,183	879	12,362	851	12,821	26,157,000		14,287,002	15
24,781	6,007	19,706	1,127	5,075	5,166,185		35,769,107	16
1,608	402	1,041	388	567	660,000		1,608,116	17
2,095	2,412	2,095				38,000	3,094,078	18
12,179	7,353	11,144	241	1,035	1,222,200		14,317,653	19
41,596	9,236	26,084	3,708	15,512	23,635,882	274,098	38,059,750	20
10,646	1,859	7,575	753	3,071	992,660		4,006,758	21
10,676	1,526	3,682	2,010	6,994	8,966,909	383,257	3,862,162	22
522	598	522					880,789	23
240	449	240					172,499	24
5,841	2,398	5,779	72	62	974,400	16,421	3,544,030	25
34,941	5,588	30,853	406	4,088	2,803,940		24,950,479	26
2,643	2,460	2,500	22	143	115,375		2,630,560	27
1,761	980	1,756	7	5			1,523,923	28
17,832	1,182	10,139	1,057	7,093	18,806,042	7,874,065	10,168,463	29
178,203	11,862	102,136	8,201	76,067	85,858,861	4,269,179	100,418,758	30
64,351	12,835	63,871	141	480	1,299,670		54,437,716	31
123,291	5,834	117,549	368	5,742	9,004,875		97,824,648	32
6,140	1,092	1,929	1,032	4,211	4,365,800		3,014,510	33
68,800	4,113	47,671	1,560	21,129	14,534,555		60,065,545	34
24,702	1,191	18,400	289	6,302	18,650,740		39,112,055	35
45,575	4,926	21,471	4,907	24,104	35,921,073	4,567,120	26,629,147	36
6,085	3,169	5,200	810	885			5,299,996	37
50,048	17,105	43,170	2,692	6,878	3,734,849	570,328	49,245,475	38
139,706	2,272	23,774	7,326	115,932	15,416,209	2,078,933	23,379,419	39
14,906	2,596	12,071	212	2,835	909,559		11,787,463	40
27,604	8,157	26,093	398	1,511	752,744		40,073,740	41
3,345	4,802	3,348					9,208,683	42
329,540	52,795	289,591	5,631	39,949	16,026,594	894,114	208,596,040	43
48,432	10,472	46,983	293	1,449	314,175		18,278,725	44
108,200	27,267	103,778	981	4,422	2,296,792	44,220	73,149,594	45
180,856	25,497	153,099	4,934	27,757	17,008,636	36,203	105,355,725	46
81,430	6,740	72,446	1,088	8,984	7,996,582		78,643,419	47
53,384	2,590	35,954	1,344	17,430	25,277,546		61,504,522	48
238,058	23,751	164,792	12,178	73,266	156,462,936	24,600,928	212,532,114	49
20,145	2,206	7,308	3,104	12,837	25,727,676	31,367	7,461,636	50
41,087	11,252	35,677	970	5,410	5,647,081		27,423,697	51
24,130	6,056	24,055	1	75			15,297,309	52
15,650	4,330	14,549	266	1,101	673,800		11,499,822	53
519,521	43,146	407,332	14,610	112,189	156,432,813	2,112,103	639,539,266	54
174,191	31,481	160,196	1,568	13,995	21,736,230	460,880	141,437,973	55
1,478	1,234	1,469	12	9			2,361,427	56
2,728	2,203	2,626	261	102	2,000		3,475,024	57
16,634	17,876	14,934	1,073	1,700	2,133,161	54,429	21,440,252	58
9,129	8,368	8,981	117	148	17,800		13,001,503	59
24,377	19,687	22,817	943	1,560	1,477,778	192,681	39,464,102	60
362	190	362					340,094	61
2,002	1,534	1,982	10	20	59,365		2,247,246	62
145	217	145					285,523	63
1,356	2,026	1,329	49	27	308,698		3,511,404	64
92,367	12,334	77,013	1,532	15,354	6,174,918	2,678	43,660,583	65
6,435	5,694	6,435					16,471,279	66
87,329	4,626	84,587	205	2,742	4,201,977		98,745,502	67
7,101	1,541	7,070	122	31	2,847,000		9,554,980	68
38,349	3,052	26,879	1,339	11,470	3,931,570		15,821,986	69

TABLE 4.—PRIME MOVERS AND MOTORS BY NUMBER AND RATED CAPACITY, GENERATORS BY KILOWATT FOR INDUSTRIES:

Group No.	GROUP OR INDUSTRY	ESTABLISHMENTS			PRIME MOVERS				
		Number	Number reporting power equipment	Horse-power installation per 100 wage earners	Total horsepower of prime movers	Steam engines			
						Total	Driving generators	Not driving generators	
INDUSTRY—continued									
1	6	Mirror frames and picture frames.....	182	182	153	640	5	1	4
2	13	Mirrors and other glass products made of purchased glass.....	557	554	146	1,282	8	5	3
3	20	Miscellaneous fabricated products not elsewhere classified.....	582	577	118	1,934	24	6	18
4	4	Miscellaneous fabricated textile products not elsewhere classified.....	300	270	113	936	7	2	5
5	20	Models and patterns (except paper patterns).....	683	683	316	55			
6	13	Monuments, tombstones, cut-stone, and stone products not elsewhere classified.....	1,244	1,224	1,360	41,156	160	13	147
7	19	Motorcycles, bicycles, and parts.....	36	36	302	1,835	3		3
8	18	Motor vehicles, motor-vehicle bodies, parts and accessories.....	1,054	990	565	853,672	388	40	348
9	9	Mucilage, paste, and other adhesives, except glue and rubber cement.....	64	64	484	160	3	1	2
10	20	Musical instruments, parts, and materials not elsewhere classified.....	101	101	163				
11	14	Nails, spikes, etc., not made in wire mills or in plants operated in connection with rolling mills.....	36	36	408	3,415	7	2	5
12	13	Natural graphite, ground and refined.....	6	6	2,166	465			
13	20	Needles, pins, hooks and eyes, and slide and snap fasteners.....	58	57	102	2,412	7	5	2
14	8	Newspapers: publishing and printing.....	6,878	6,843	351	9,700	25	20	5
15	8	Newspapers: publishing without printing.....	431	429	103				
16	1	Nonalcoholic beverages.....	4,504	4,491	429	4,733	50	13	37
17	13	Nonclay refractories.....	46	45	671	1,755	13	3	10
18	15	Nonferrous-metal foundries (except aluminum).....	600	598	358	635	1	1	
19	15	Nonferrous-metal products not elsewhere classified.....	438	437	341	6,053	10	6	4
20	17	Office and store machines not elsewhere classified.....	127	123	167	28,136	11	8	3
21	6	Office furniture.....	152	148	290	10,288	41	24	17
22	14	Oil burners, domestic and industrial.....	130	130	332	957			
23	17	Oil-field machinery and tools.....	223	222	762	10,921	10	5	5
24	1	Oleomargarine—not made in meat-packing establishments.....	18	18	1,057	1,706	14	8	6
25	20	Ophthalmic goods: lenses and fittings.....	91	91	210	9,196	4	2	2
26	20	Optical instruments and lenses.....	30	29	129				
27	20	Organs.....	34	33	288	190	2		2
28	10	Oven coke and coke-oven byproducts.....	83	83	2,779	273,893	853	76	777
29	9	Paints, varnishes, and lacquers.....	1,166	1,153	782	25,261	48	25	23
30	7	Paper and paperboard mills.....	532	804	2,799	2,745,059	1,511	393	1,118
31	7	Pulp mills.....	119	118	181	2,837	8	5	3
32	7	Paper bags, except those made in paper mills.....	1,338	1,330	182	8,354	68	36	32
33	17	Paperboard containers and boxes not elsewhere classified.....	99	99	666	4,112	11	6	2
34	6	Paper-mill, pulp-mill, and paper-products machinery.....							
35	6	Partitions, shelving, cabinet work, and office and store fixtures.....	716	714	353	4,252	29	9	20
36	10	Paving blocks and paving mixtures: asphalt, creosoted wood, and composition.....	231	227	2,123	19,032	97	3	94
37	20	Pencils (except mechanical) and crayons.....	40	40	317	4,930	17	11	6
38	20	Pens, mechanical pencils, and pen points.....	70	68	122	60			
39	9	Perfumes, cosmetics, and other toilet preparations.....	539	537	130	2,890	8	8	
40	8	Periodicals: publishing and printing.....	600	598	245	15,324	31	30	1
41	8	Periodicals: publishing without printing.....	1,958	1,953	94				
42	10	Petroleum refining.....	487	478	2,331	1,074,775	6,574	37	6,537
43	8	Photoengraving, not done in printing establishments (including preparation of plates).....	694	694	79				
44	20	Photographic apparatus and materials and projection equipment (except lenses).....	160	155	409	49,936	192	13	179
45	20	Piano and organ parts and materials.....	23	23	328	1,655	4	4	
46	1	Pianos.....	35	34	204	5,450	22	13	9
47	5	Pickled fruits and vegetables and vegetable sauces and seasonings.....	377	369	233	4,508	47	18	29
48	9	Planing mills not operated in conjunction with sawmills.....	3,076	3,063	1,016	191,579	1,149	211	938
49	5	Plastic materials.....	38	38	741	11,342	12		12
50	13	Plywood mills.....	86	85	509	12,603	73	20	53
51	13	Porcelain electrical supplies.....	42	42	338	2,848	12	6	6
52	1	Pottery products not elsewhere classified.....	151	151	225	2,501	26	8	18
53	14	Poultry dressing and packing, wholesale.....	765	761	108	1,620	13	3	10
54	1	Power boilers and associated products.....	448	445	1,189	22,764	96	60	36
55	1	Prepared feeds (including mineral) for animals and fowls.....	1,383	1,364	1,781	33,689	71	10	61
56	15	Preserves, jams, jellies, and fruit butters.....	171	170	245	1,607	15	9	6
57	9	Primary smelting and refining of nonferrous metals.....	63	63	2,845	500,601	180	55	125
58	17	Printing ink.....	206	206	1,237	380	1		1
59	3	Printing-trades machinery and equipment.....	231	229	519	4,135	18	10	8
60	3	Processed waste and recovered wool fibers—contract factories.....	27	27	956	1,305	5		5
61	20	Processed waste and recovered wool fibers—regular factories or jobbers engaging contractors.....	126	125	771	6,726	26	5	21
62	6	Professional and scientific instruments (except surgical and dental).....	218	217	212	3,194	5	4	1
63	7	Public-building furniture.....	106	106	381	11,570	23	17	6
64	7	Pulp goods (pressed, molded).....	14	14	855	2,070	2	2	
65	7	Pulp mills. (See "Paper and paperboard mills.").....							
66	17	Pumping equipment and air compressors.....	337	333	598	33,353	53	37	16
65	1	Quick-frozen foods.....	36	36	321	1,286	3		3
66	16	Radios, radio tubes, and phonographs.....	224	223	168	23,354	15	6	9

POWER EQUIPMENT AND ENERGY CONSUMPTION

RATING, AND ELECTRIC ENERGY CONSUMED (KILOWATT HOURS), IN DETAIL, FOR INDUSTRY GROUPS AND 1939—Continued

PRIME MOVERS—continued												
Steam engines—Continued			Steam turbines						Diesel and semi-Diesel engines			
Horsepower			Number			Horsepower			Number			
Total	Driving generators	Not driving generators	Total	Driving generators	Not driving generators	Total	Driving generators	Not driving generators	Total	Driving generators	Not driving generators	
620	250	370										1
1,066	725	341							3	1		2
1,355	785	570	1	1		335	335		2	1		3
415	55	360										4
									2	2		5
13,709	2,835	10,874	5	3	2	1,864	1,832	32	80	28	52	6
700		700							2	2		7
75,766	25,970	49,796	284	72	212	741,780	677,489	64,291	7	3	4	8
160	125	35										9
												10
2,815	1,200	1,615	1	1		80	80		1	1		11
												12
1,302	977	325	1	1		750	750					13
4,882	4,557	325	8	4	4	3,596	2,926	670	4	4		14
												15
2,659	781	1,878	5	2	3	467	390	77	11	6	5	16
1,685	360	1,325										17
75	75								5	5		18
3,545	2,570	975	2	2		1,500	1,500		6	3	3	19
												20
4,558	3,253	1,305	11	11		23,185	23,185		4	3	1	21
8,718	6,308	2,410	9	4	5	885	605	280	1	1		22
									6	6		23
1,195	785	410	5	2	3	5,510	5,000	510	6	6		24
1,570	525	1,045							1	6	1	25
												26
666	300	366	4	4		8,250	8,250					27
												28
150		150										29
75,980	18,163	57,817	501	52	449	193,565	66,336	127,229	5		5	30
8,634	6,390	2,244	14	12	2	13,505	13,296	209	19	13	6	31
												32
396,515	177,409	219,106	1,411	617	794	1,593,097	1,478,697	114,400	17	6	11	33
758	645	113	1	1		250	250					34
6,904	5,627	1,277	5		5	935	935	255	7	6	1	35
1,390	1,265	125	2	2					7	5	2	36
												37
3,870	2,325	1,545							1		1	38
13,457	10,050	3,407	7	3	4	2,785	2,600	185	3	1		39
4,815	4,695	120										40
									1	1		41
1,760	1,760		9	4	5	1,130	660	470				42
												43
12,939	12,864	75	3	3		5,000	5,000		2	2		44
												45
177,748	5,754	171,994	3,323	178	3,145	744,169	433,025	311,144	117	44	73	46
												47
												48
16,036	3,233	12,803	41	9	32	33,900	27,950	5,950				49
												50
1,430	1,430		1	1		150	150					51
5,005	3,825	1,180	2	2		445	445					52
3,141	2,429	712	17	1	16	909	250	659	6	2	4	53
141,302	53,338	87,964	76	50	26	43,460	37,410	6,050	38	12	26	54
1,893	1,893		25	7	18	8,824	5,860	2,964	1		1	55
												56
8,003	4,706	3,297	7	7		4,155	4,155		2	1	1	57
1,228	678	550	2	2		1,320	1,320		2	2		58
2,099	1,004	1,095										59
700	250	450							5	1	4	60
13,535	8,960	4,575	1	1		750	750		7	6	1	61
									48	13	35	62
7,815	2,381	5,434	7	6	1	888	688	200				63
1,579	979	600							131	28	103	64
72,628	33,445	39,183	101	62	39	225,087	206,870	18,217	3	3		65
295		295										66
3,390	2,413	977	3	3		745	745					67
												68
710		710	1		1	50		50				69
												70
4,239	945	3,294	3	2	1	915	870	45				71
875	825	50	3	3		2,300	2,300					72
4,605	3,625	980	7	6	1	6,520	6,500	20				73
2,025	2,025								1	1		74
												75
13,117	10,452	2,665	15	9	6	10,875	6,040	4,835	20	15	5	76
290		290										77
2,785	1,885	900	9	9		20,569	20,569					78

TABLE 4.—PRIME MOVERS AND MOTORS BY NUMBER AND RATED CAPACITY, GENERATORS BY KILOWATT FOR INDUSTRIES:

Group No.	GROUP OR INDUSTRY	PRIME MOVERS—continued					
		Diesel and semi-Diesel engines—Con.			Other internal-combustion engines		
		Horsepower			Number		
		Total	Driving generators	Not driving generators	Total	Driving generators	Not driving generators
	INDUSTRY—continued						
1	6	Mirror frames and picture frames.....					
2	13	Mirrors and other glass products made of purchased glass.....	160	100	60	2	2
3	20	Miscellaneous fabricated products not elsewhere classified.....	95	70	25	7	7
4	4	Miscellaneous fabricated textile products not elsewhere classified.....				2	2
5	20	Models and patterns (except paper patterns).....	55	55			
6	13	Monuments, tombstones, cut-stone, and stone products not elsewhere classified.....	7,430	4,086	3,344	126	5
7	19	Motorcycles, bicycles, and parts.....	1,100	1,100		1	1
8	18	Motor vehicles, motor-vehicle bodies, parts and accessories.....	1,300	1,065	235	42	16
9	9	Mucilage, paste, and other adhesives, except glue and rubber cement.....					
10	20	Musical instruments, parts, and materials not elsewhere classified.....					
11	14	Nails, spikes, etc., not made in wire mills or in plants operated in connection with rolling mills.....	120	120		1	1
12	13	Natural graphite, ground and refined.....					
13	20	Needles, pins, books and eyes, and slide and snap fasteners.....					
14	8	Newspapers: publishing and printing.....	410	410		36	7
15	8	Newspapers: publishing without printing.....					
16	1	Nonalcoholic beverages.....	612	422	190	30	8
17	13	Nonclay refractories.....				1	1
18	15	Nonferrous-metal foundries (except aluminum).....	465	465		2	2
19	15	Nonferrous-metal products not elsewhere classified.....	585	300	285	10	4
20	17	Office and store machines not elsewhere classified.....	393	368	25		
21	6	Office furniture.....	350	350		4	3
22	14	Oil burners, domestic and industrial.....	640	640		7	2
23	17	Oil-field machinery and tools.....	1,130	1,130		40	12
24	1	Oleomargarine—not made in meat-packing establishments.....	56		56		
25	20	Ophthalmic goods: lenses and fittings.....					
26	20	Optical instruments and lenses.....					
27	20	Organs.....				1	1
28	10	Oven coke and coke-oven byproducts.....	756		756	83	1
29	9	Paints, varnishes, and lacquers.....	2,765	2,275	490	11	3
30	7	Paper and paperboard mills.....	3,209	1,730	1,479	22	9
31	7	Pulp mills.....					13
32	7	Paper bags, except those made in paper mills.....	525	490	35	3	2
33	17	Paperboard containers and boxes not elsewhere classified.....	550	500	50	2	2
34	6	Paper-mill, pulp-mill, and paper-products machinery.....					
35	10	Partitions, shelving, cabinet work, and office and store fixtures.....	70		70	14	14
36	20	Paving blocks and paving mixtures: asphalt, creosoted wood, and composition.....	440	275	165	50	50
37	20	Pencils (except mechanical) and crayons.....				4	4
38	9	Pens, mechanical pencils, and pen points.....	60	60			
39	8	Perfumes, cosmetics, and other toilet preparations.....					
40	8	Periodicals: publishing and printing.....	340	340		1	1
41	10	Periodicals: publishing without printing.....					
42	8	Petroleum refining.....	22,100	13,250	8,850	1,141	52
43	20	Photoengraving, not done in printing establishments (including preparation of plates).....					
44	20	Photographic apparatus and materials and projection equipment (except lenses).....					
45	20	Piano and organ parts and materials.....				1	1
46	1	Pianos.....					
47	5	Pickled fruits and vegetables and vegetable sauces and seasonings.....	385	190	195	35	35
48	9	Planing mills not operated in conjunction with sawmills.....	3,201	1,442	1,759	66	2
49	5	Plastic materials.....	90		90	8	2
50	13	Plywood mills.....	325	240	85	1	1
51	13	Porcelain electrical supplies.....	300	300			
52	1	Pottory products not elsewhere classified.....	305	200	105	6	6
53	14	Poultry dressing and packing, wholesale.....	680	615	65	8	2
54	1	Power boilers and associated products.....	2,410	1,775	635	120	32
55	1	Prepared feeds (including mineral) for animals and fowls.....	13,408	4,374	9,034	119	13
56	15	Preserves, jams, jellies, and fruit butters.....				2	2
57	9	Primary smelting and refining of nonferrous metals.....	7,500	7,500		27	8
58	17	Printing ink.....				3	3
59	3	Printing-trades machinery and equipment.....					
60	3	Processed waste and recovered wool fibers—contract factories.....					
61	20	Processed waste and recovered wool fibers—regular factories or jobbers engaging contractors.....					
62	6	Professional and scientific instruments (except surgical and dental).....				2	1
63	7	Public-building furniture.....				1	1
64	7	Pulp goods (pressed, molded).....	45	45			
65	17	Pulp mills. (See "Paper and paperboard mills.").....					
66	1	Pumping equipment and air compressors.....	7,161	6,526	635	20	9
	1	Quick-frozen foods.....				33	33
	16	Radios, radio tubes, and phonographs.....					

TABLE 4.—PRIME MOVERS AND MOTORS BY NUMBER AND RATED CAPACITY, GENERATORS BY KILOWATT FOR INDUSTRIES:

Group No.	GROUP OR INDUSTRY	GENERATORS (KILOWATT RATING)						Ordinarily idle (included in total kilowatt rating)
		Total kilowatt rating	Driven by—					
			Steam engines	Steam turbines	Diesel and semi-Diesel engines	Other internal-combustion engines	Hydro-turbines and water wheels	
INDUSTRY—continued								
1	6	Mirror frames and picture frames.....	155	155				
2	13	Mirrors and other glass products made of purchased glass.....	550	485	65			
3	20	Miscellaneous fabricated products not elsewhere classified.....	793	405	312	76		612
4	4	Miscellaneous fabricated textile products not elsewhere classified.....	399	39			360	
5	20	Models and patterns (except paper patterns).....	10		10			
6	13	Monuments, tombstones, cut-stone, and stone products not elsewhere classified.....	14,274	1,960	1,248	2,589	73	8,404
7	19	Motorcycles, bicycles, and parts.....	750			750		
8	18	Motor vehicles, motor vehicle bodies, parts and accessories.....	502,339	18,351	458,248	720	1,120	23,900
9	9	Mucilage, paste, and other adhesives, except glue and rubber cement.....	90	90				
10	20	Musical instruments, parts, and materials not elsewhere classified.....						
11	14	Nails, spikes, etc., not made in wire mills or in plants operated in connection with rolling mills.....	461	125	60	56	45	175
12	13	Natural graphite, ground and refined.....						
13	20	Needles, pins, hooks and eyes, and slide and snap fasteners.....	1,305	580	500			225
14	8	Newspapers: publishing and printing.....	6,201	3,279	2,250	307	365	
15	8	Newspapers: publishing without printing.....						
16	1	Nonalcoholic beverages.....	1,469	559	300	252	358	150
17	13	Nonclay refractories.....	275	275				25
18	15	Nonferrous-metal foundries (except aluminum).....	405	125		265		15
19	15	Nonferrous-metal products not elsewhere classified.....	3,101	1,713	1,000	172	91	125
20	17	Office and store machines not elsewhere classified.....	19,090	2,206	16,650	234		5,392
21	6	Office furniture.....	4,756	3,896	370	240	250	
22	14	Oil burners, domestic and industrial.....	481			426	40	15
23	17	Oil-field machinery and tools.....	5,419	597	3,080	775	967	682
24	1	Oleomargarine—not made in meat-packing establishments.....	485	425				60
25	20	Ophthalmic goods: lenses and fittings.....	6,360	160	6,000			200
26	20	Optical instruments and lenses.....						
27	20	Organs.....						
28	10	Oven coke and coke-oven byproducts.....	59,326	12,284	47,022		20	4,841
29	9	Paints, varnishes, and lacquers.....	15,303	4,410	9,400	1,460	33	1,565
30	7	Paper and paperboard mills.....	1,517,966	123,052	1,061,038	1,263	1,563	331,050
31	7	Paper bags, except those made in paper mills.....	1,048	433	177			438
32	7	Paperboard containers and boxes not elsewhere classified.....	4,873	4,227		330	35	281
33	17	Paper-mill, pulp-mill, and paper-products machinery.....	2,726	886	695	325		820
34	6	Partitions, shelving, cabinet work, and office and store fixtures.....	1,879	1,879				350
35	10	Paving blocks and paving mixtures: asphalt, creosoted wood, and composition.....	11,135	9,435	1,550	150		
36	20	Pencils (except mechanical) and crayons.....	3,370	3,370				100
37	20	Pens, mechanical pencils, and pen points.....	50			50		50
38	9	Perfumes, cosmetics, and other toilet preparations.....	1,491	1,011	480			85
39	8	Periodicals: publishing and printing.....	11,490	8,420	2,800	240	30	2,400
40	8	Periodicals: publishing without printing.....						
41	10	Petroleum refining.....	326,514	3,598	309,235	8,813	4,868	61,128
42	8	Photoengraving, not done in printing establishments (including preparation of plates).....						
43	20	Photographic apparatus and materials and projection equipment (except lenses).....	20,640	1,840	18,800			1,025
44	20	Piano and organ parts and materials.....	1,040	940	100			
45	20	Pianos.....	3,106	2,776	330			255
46	1	Pickled fruits and vegetables and vegetable sauces and seasonings.....	2,007	1,667	200	140		315
47	5	Planing mills not operated in conjunction with sawmills.....	63,356	35,213	27,136	953	34	50
48	9	Plastic materials.....	4,457		4,310		147	207
49	5	Plywood mills.....	6,180	3,000	2,945	160	75	120
50	13	Porcelain electrical supplies.....	1,660	470	990	200		75
51	13	Pottery products not elsewhere classified.....	837	687		150		
52	1	Poultry dressing and packing, wholesale.....	621	165		411	45	101
53	14	Power boilers and associated products.....	9,784	7,067	500	1,242	879	96
54	1	Prepared feeds (including mineral) for animals and fowls.....	7,401	1,460	500	3,082	1,459	900
55	1	Preserves, jams, jellies, and fruit butters.....	670	670				
56	15	Primary smelting and refining of nonferrous metals.....	304,364	21,894	144,225	5,000	1,280	131,965
57	9	Printing ink.....						
58	17	Printing-trades machinery and equipment.....	2,186	1,622	564			221
59	3	Processed waste and recovered wool fibers—contract factories.....						
60	3	Processed waste and recovered wool fibers—regular factories or jobbers engaging contractors.....	1,652	475	600			577
61	20	Professional and scientific instruments (except surgical and dental).....	1,905	600	1,300		5	1,300
62	6	Public-building furnitures.....	7,408	2,602	4,721			85
63	7	Pulp goods (pressed, molded).....	1,384	1,350		34		
64	7	Pulp mills. (See Paper and paperboard mills.).....						
65	17	Pumping equipment and air compressors.....	16,481	7,190	3,965	4,815	511	1,649
65	1	Quick-frozen foods.....						
66	16	Radios, radio tubes, and phonographs.....	16,675	1,325	15,350			75

POWER EQUIPMENT AND ENERGY CONSUMPTION

RATING, AND ELECTRIC ENERGY CONSUMED (KILOWATT HOURS), IN DETAIL, FOR INDUSTRY GROUPS AND 1939—Continued

Aggregate horse-power	ELECTRIC MOTORS				ELECTRIC ENERGY (KILOWATT HOURS)			
	Driven by purchased energy		Driven by plant energy		Generated in plant	Sold	Purchased	
	Number	Horsepower	Number	Horsepower				
4,460	1,588	4,284	66	176			3,582,737	1
13,804	5,915	13,375	215	429	508,000		18,919,763	2
14,531	6,991	14,143	86	388	91,988	75,851	13,709,428	3
6,216	3,343	5,663	253	553	1,530,000		4,824,786	4
17,531	7,128	17,521	11	10	600		6,146,435	5
243,492	12,887	210,605	1,583	32,887	23,492,351	41,036	117,269,770	6
20,836	3,035	19,212	127	1,624	1,500,960		19,916,660	7
2,229,525	229,129	1,391,456	85,386	838,069	1,174,419,502	128,347,153	1,420,042,047	8
1,458	289	1,219	16	239	210,160		1,486,821	9
5,196	2,682	5,196					4,142,280	10
7,232	800	6,839	31	393	583,176		10,354,436	11
748	63	748					246,876	12
10,387	4,735	8,234	396	2,153	2,917,716		14,788,836	13
339,850	97,647	330,804	1,283	9,046	13,851,404	626,067	366,634,952	14
269	235	269					815,121	15
87,422	41,555	86,499	401	923	1,482,135		84,854,823	16
30,927	1,967	30,415	38	512	900,000		36,151,262	17
34,458	7,675	34,115	55	343	209,120		31,267,504	18
83,606	15,718	78,675	2,056	4,931	4,110,734		106,022,842	19
56,825	11,073	32,395	5,403	24,430	27,652,244		35,664,068	20
33,334	5,833	23,829	1,712	9,505	7,393,518	98,900	19,844,025	21
4,319	1,905	4,020	69	299	85,000		2,471,672	22
92,924	11,906	84,520	875	8,404	4,263,739	2,916,115	77,015,752	23
9,516	2,393	8,691	340	825	5,640,000		8,440,559	24
17,786	4,674	12,357	2,189	5,429	6,026,663		14,692,234	25
1,775	1,031	1,775					2,071,713	26
2,655	1,079	2,655					1,072,212	27
498,879	8,745	309,863	6,852	189,016	287,463,564	41,819,056	336,280,968	28
176,499	23,897	149,425	4,057	27,074	34,540,996	5,243,341	112,751,498	29
3,213,637	39,592	1,102,675	88,931	2,110,962	6,297,943,284	210,499,793	2,972,958,641	30
19,933	5,992	17,173	687	2,760	4,164,402	140,126	20,451,388	31
118,965	37,590	105,291	4,040	13,674	7,534,688	732,727	91,514,972	32
39,560	4,043	31,596	1,070	7,964	4,286,145	1,395,703	12,875,286	33
48,648	10,589	44,518	832	4,130	2,477,650		22,047,474	34
43,603	2,027	32,700	144	10,903	4,723,849		13,259,960	35
11,169	2,157	7,062	807	4,107	3,738,781		5,516,835	36
5,403	3,338	5,368	60	35			4,618,516	37
11,960	7,255	10,532	664	1,428	1,397,714	802,304	8,534,060	38
50,895	13,317	33,033	2,878	17,862	20,080,959	1,426,379	45,704,984	39
411	401	411					3,431,680	40
1,159,606	24,998	623,283	18,636	536,323	1,339,183,119	71,465,888	1,505,068,345	41
7,317	8,328	7,317					17,056,712	42
36,742	8,233	20,724	5,643	16,018	90,712,167	37,017,383	51,225,902	43
5,263	494	2,652	773	2,611	1,321,250		2,424,461	44
10,411	1,262	5,386	991	5,025	2,328,276		4,242,091	45
22,108	6,249	18,556	1,160	3,552	456,375		10,479,088	46
549,789	44,831	447,123	12,661	102,666	63,873,485	15,107,316	158,028,733	47
61,830	6,790	40,292	2,231	21,538	38,840	272,400	72,034,024	48
45,477	3,841	37,312	1,003	8,165	7,589,657	28,640	55,677,029	49
21,554	3,339	17,490	1,326	4,064	3,871,909		19,437,876	50
12,091	2,860	11,149	301	942	99,780		12,651,155	51
14,423	3,840	14,039	124	384	372,170		25,075,336	52
220,915	15,539	201,841	1,902	19,074	9,438,069	62,854	89,176,004	53
251,274	16,842	240,602	895	10,672	7,184,236	278,594	184,149,477	54
8,471	2,723	7,497	344	974	541,708	83,000	5,788,219	55
448,772	9,302	285,495	8,662	163,277	1,232,353,237	304,883,296	3,694,314,367	56
31,423	3,636	31,423					23,921,968	57
49,514	10,005	44,567	935	4,947	1,531,239	36,000	20,290,905	58
4,613	279	4,613					3,927,816	59
28,833	1,683	25,850	257	2,983	1,021,700		19,146,578	60
19,526	8,542	16,794	1,648	2,732	1,300,800	8,300	14,850,146	61
26,237	2,269	10,881	2,742	15,356	8,987,440	2,545	7,605,993	62
5,161	425	3,921	125	1,240	1,358,798		43,586,522	63
121,657	12,754	81,273	4,740	40,384	22,988,775		41,874,868	64
7,178	1,149	7,178					8,327,743	65
76,990	20,077	49,790	5,170	27,200	38,067,610		70,921,839	66

TABLE 4.—PRIME MOVERS AND MOTORS BY NUMBER AND RATED CAPACITY, GENERATORS BY KILOWATT FOR INDUSTRIES:

Group No.	GROUP OR INDUSTRY	ESTABLISHMENTS			PRIME MOVERS			
		Number	Number reporting power equipment	Horse-power installation per 100 wage earners	Total horse-power of prime movers	Steam engines		
						Number		
						Total	Driving generators	Not driving generators
INDUSTRY—continued								
1	4	76	74	32				
2	6	47	47	177	12	3	9	
3	9	30	30	944	395,787	69	69	
4	3	79	78	138	480	1	1	
5	3	190	190	234	40,558	26	11	
6	3	120	118	95	1,304	4	3	
7	3	32	32	299	325	2	1	
8	3	52	50	339	7,953	10	7	
9	11	10	10	3,029	760	1	3	
10	17	309	309	429	11,365	20	15	
11	1	72	72	1,108	18,563	70	35	
12	4	264	245	26				
13	10	129	129	567	11,669	49	8	
14	13	16	16	733	2,530	5	3	
15	11	13	13	438	8,727	36	9	
16	11	519	508	662	46,386	232	29	
17	12	156	154	158	1,269	18	9	
18	14	16	16	689	1,825	5	4	
19	1	134	134	247				
20	9	40	37	1,618	51,447	113	20	
21	13	27	27	1,207	800	4	1	
22	1	37	37	39				
23	1	1,067	1,063	726	1,315	16	1	
24	5	7,391	6,694	722	1,483,482	8,745	805	
25	14	87	87	587	2,760	7	2	
26	17	56	56	350	644	3	2	
27	14	345	345	464	8,830	10	8	
28	15	66	66	576	1,031	3	3	
29	15	108	107	633	2,709	5	5	
30	13	65	63	484	16,638	64	29	
31	17	39	39	456	12,141	9	8	
32	15	1,262	1,252	299	2,160	6	6	
33	19	406	399	462	33,163	90	7	
34	20	1,386	1,385	106	2,081	12	9	
35	3	37	37	156				
36	3	82	82	298	6,870	9	7	
37	3	100	98	95	590	2	2	
38	3	78	73	210	2,307	3	2	
39	3	53	52	239	4,074	12	9	
40	15	150	149	331	12,852	21	13	
41	12	118	117	973	150	2	2	
42	9	264	264	696	46,963	85	47	
43	20	51	51	288	950	3	1	
44	9	47	46	2,127	2,415	7	3	
45	1	51	51	446	3,365	13	6	
46	17	207	206	547	16,261	12	5	
47	20	350	347	263	7,057	32	5	
48	14	53	53	557	125	1	1	
49	14	655	650	408	6,375	21	18	
50	13	126	125	80	20			
51	14	68	66	653	9,761	15	7	
52	13	134	130	491	11,898	16	1	
53	17	18	18	476	9,365	14	6	
54	14	181	181	417	14,342	36	22	
55	14	64	64	409	2,105	4	3	
56	14	164	163	900	48,815	84	41	
57	17	61	59	513	3,608	3	3	
58	14	449	442	301	19,814	91	50	
59	12	329	327	100	2,996	12	12	
60	20	50	50	139	246	1	1	
61	20	360	359	243	2,679	29	4	
62	4	66	66	43				
63	13	115	113	240	11,454	19	12	
64	9	158	155	1,300	25,996	86	24	
65	13	12	12	568	1,885	10	6	
66	4	216	209	163	4,282	22	16	
67	17	300	297	337	12,469	25	14	
68	15	12	11	1,965				
69	14	248	244	399	12,674	51	40	
70	11	53	48	1,029	232,297	116	2	
71	2	132	131	234	11,013	74	33	
72	20	32	32	132	775	7	3	

TABLE 4.—PRIME MOVERS AND MOTORS BY NUMBER AND RATED CAPACITY, GENERATORS BY KILOWATT FOR INDUSTRIES:

Group No.	GROUP OR INDUSTRY	PRIME MOVERS—continued					
		Diesel and semi-Diesel engines—Con.			Other internal-combustion engines		
		Horsepower			Number		
		Total	Driving generators	Not driving generators	Total	Driving generators	Not driving generators
	INDUSTRY—continued						
1	4 Raincoats and other waterproof garments (except oiled cotton).....						
2	6 Rattan and willowware (except furniture) and baskets other than vegetable and fruit baskets.....				2		2
3	9 Rayon and allied products.....				5	2	3
4	3 Rayon broad woven goods—contract factories.....	180	180				
5	3 Rayon broad woven goods—regular factories or jobbers engaging contractors.....	360	360		1		1
6	3 Rayon narrow fabrics.....						
7	3 Rayon throwing and spinning—contract factories.....	605	605		1		1
8	3 Rayon yarn and thread, spun or thrown—regular factories or jobbers engaging contractors.....						
9	11 Reclaimed rubber.....	700	700				
10	17 Refrigerators, domestic (mechanical and absorption), refrigeration machinery and equipment, and complete air-conditioning units.....	450	450				
		1,040	1,040				
11	1 Rice cleaning and polishing.....	2,057	800	1,257	6	4	2
12	4 Robes, lounging garments, and dressing gowns.....						
13	10 Roofing, built-up and roll; asphalt shingles; roof coating (except paint).....	186	100	86	5		5
14	13 Roofing tile.....				8	3	5
15	11 Rubber boots and shoes (including rubber-soled footwear with fabric uppers).....						
16	11 Rubber products not elsewhere classified.....	983	880	103	3		3
17	12 Saddlery, harness, and whips.....	80		80	1		1
18	14 Safes and vaults.....				1		1
19	1 Salad dressings.....						
20	9 Salt.....	400	400		2		2
21	13 Sand-lime brick, block and tile.....						
22	1 Sausage casings—not made in meat-packing establishments.....						
23	1 Sausages, prepared meats, and other meat products—not made in meat-packing establishments.....	461	436	25	7		7
24	5 Sawmills, veneer mills, and cooperage-stock mills, including those combined with logging camps and with planing mills.....	50,805	3,990	46,815	2,396	29	2,367
25	14 Saws.....				1		1
26	17 Scales and balances.....	240	240		1		1
27	14 Screw-machine products and wood screws.....	2,940	2,603	337	5	3	2
28	15 Secondary smelting and refining, gold, silver, and platinum.....				3		3
29	15 Secondary smelting and refining of nonferrous metals, not elsewhere classified.....	575	575	150	6	4	2
30	13 Sewer pipe and kindred products.....	150			14	4	10
31	17 Sewing machines, domestic and industrial.....						
32	15 Sheet-metal work not specifically classified.....	440	440		18	14	4
33	19 Shipbuilding and ship repairing.....	5,399	4,559	840	91	5	86
34	20 Signs, advertising displays, and advertising novelties.....	360	300	60	2		2
35	3 Silk broad woven goods—contract factories.....						
36	3 Silk broad woven goods—regular factories or jobbers engaging contractors.....						
37	3 Silk narrow fabrics.....						
38	3 Silk throwing and spinning—contract factories.....	485	360	125			
39	3 Silk yarn and thread, spun or thrown—regular factories or jobbers engaging contractors.....						
40	15 Silverware and plated ware.....						
41	12 Small leather goods.....						
42	9 Soap and glycerin.....	235	235		2	1	1
43	20 Soda fountains, beer dispensing equipment, and related products.....						
44	9 Soybean oil, cake, and meal.....						
45	1 Special dairy products.....						
46	17 Special-industry machinery, not elsewhere classified.....	1,569	1,029	540	12	3	9
47	20 Sporting and athletic goods not elsewhere classified.....	80	80		4	2	2
48	14 Springs, steel (except wire)—made in plants not operated in connection with rolling mills.....						
49	14 Stamped and pressed metal products (except automobile stampings).....	410	320	90	9	3	6
50	13 Statuary and art goods (except stone and concrete)—factory production.....				1		1
51	14 Steam and hot-water heating apparatus (including hot-water furnaces).....				4		4
52	13 Steam and other packing; pipe and boiler covering.....	150		150	9	4	5
53	17 Steam engines, turbines, and water wheels.....						
54	14 Steam fittings, regardless of material.....				1		1
55	14 Steel barrels, kegs, and drums.....	80		80	4		4
56	14 Steel castings.....	2,788	2,720	68	27	5	22
57	14 Steel works and rolling mills. (See "Blast-furnace products.").....						
57	17 Stokers, mechanical, domestic and industrial.....	225	150	75			
58	14 Stoves, ranges, water heaters, and hot-air furnaces (except electric).....	3,961	3,463	498	17	6	11
59	12 Suitcases, brief cases, bags, trunks, and other luggage.....				1	1	
60	20 Surgical and medical instruments.....	100	100		2		2
61	20 Surgical supplies and equipment not elsewhere classified; orthopedic appliances.....				2		2
62	4 Suspenders, garters, and other goods made from purchased elastic material.....						
63	13 Tableware, pressed or blown glass, and glassware not elsewhere classified.....	350	110	240	21	9	12
64	9 Tanning materials, natural dyestuffs, mordants, assistants, and sizes.....	370	370		7	1	6
65	13 Terra cotta.....						
66	4 Textile bags—not made in textile mills.....				1		1
67	17 Textile machinery.....	550	550		17	1	16
68	15 Tin and other foils (except gold and silver foil).....						
69	14 Tin cans and other tinware not elsewhere classified.....	300	300		5	2	3
70	11 Tires and inner tubes.....				2		2
71	2 Tobacco (chewing and smoking) and snuff.....				2	1	1
72	20 Tobacco pipes and cigarette holders.....						

RATING, AND ELECTRIC ENERGY CONSUMED (KILOWATT HOURS), IN DETAIL, FOR INDUSTRY GROUPS AND 1939—Continued

PRIME MOVERS—continued									Horsepower of prime movers ordinarily idle
Other internal-combustion engines—Continued			Hydroturbines and water wheels						
Horsepower			Number			Horsepower			
Total	Driving generators	Not driving generators	Total	Driving generators	Not driving generators	Total	Driving generators	Not driving generators	
									1
85		85							50
1,325	1,115	210	1	1		4,500	4,500		33,954
10		10	58	44	14	22,822	18,477	4,345	4,585
50		50	2	1	1	119	69	50	110
			2	2		2,250	2,250		670
			1		1	25		25	2,740
910	760	150							60
500		500	1	1		285	285		223
905	325	580	5	2	3	1,400	600	800	90
									1,775
110		110	1		1	60		60	13,209
6		6	1	1		50	50		61
50		50							480
220		220							6,016
157		157							102
103,680	1,100	102,580	139	25	114	17,578	11,707	5,871	43,389
60		60							
3		3							150
330	250	80	3	3		260	260		927
41		41							300
134	118	16							958
1,588	780	808							1,265
									250
367	262	105							235
2,969	385	2,584							14,884
6		6							935
			3	3		1,250	1,250		1,508
			3		3	228		228	228
									240
			8	8		1,755	1,755		1,030
			1	1		45	45		960
92	7	85	1	1		30	30		6,430
			2	1	1	120	80	40	
									1,850
444	220	224	4	1	3	740	90	650	5,785
154	125	29	4	2	2	338	260	78	3,170
980	773	207	2	1	1	45	30	15	1,788
20		20							
170		170							2,400
214	120	94							249
									1,020
10		10	1		1	12		12	6,018
100		100							350
1,188	725	463							9,149
			4	4		1,134	1,134		600
1,554	1,250	304	2		2	55		55	2,078
50	50		1	1		50	50		340
46		46							6
38		38	2	2		704	704		30
3,147	2,150	997							2,995
362	20	342							5,239
20		20							710
1,484	40	1,444	13	7	6	1,188	1,005	183	470
									1,719
617	550	67							1,106
160		160							28,213
55	5	50	7	1	6	370	10	360	1,806
			1		1	225		225	275

TABLE 4.—PRIME MOVERS AND MOTORS BY NUMBER AND RATED CAPACITY, GENERATORS BY KILOWATT FOR INDUSTRIES:

Group No.	GROUP OR INDUSTRY	GENERATORS (KILOWATT RATING)						
		Total kilowatt rating	Driven by—					Ordinarily idle (included in total kilowatt rating)
			Steam engines	Steam turbines	Diesel and semi-Diesel engines	Other internal-combustion engines	Hydro-turbines and water wheels	
	INDUSTRY—continued							
1	4 Raincoats and other waterproof garments (except oiled cotton)							
2	6 Rattan and willowware (except furniture) and baskets other than vegetable and fruit baskets	356	342	14				
3	9 Rayon and allied products	257,018	340	253,418	600	3,000	21,900	
4	3 Rayon broad woven goods—contract factories	440			100			
5	3 Rayon broad woven goods—regular factories or jobbers engaging contractors	22,472	3,785	5,600	240	12,847	3,150	
6	3 Rayon narrow fabrics	825	300		450		50	
7	3 Rayon throwing and spinning—contract factories	14	14					
8	3 Rayon yarn and thread, spun or thrown—regular factories or jobbers engaging contractors	5,107	2,285	850	472	1,500	500	
9	11 Reclaimed rubber	300			300			
10	17 Refrigerators, domestic (mechanical and absorption), refrigeration machinery and equipment, and complete air-conditioning units	7,551	3,750	3,017	784		1,842	
11	1 Rice cleaning and polishing	3,787	2,914	200	328	345	35	
12	4 Robes, lounging garments, and dressing gowns							
13	10 Roofing, built-up and roll; asphalt shingles; roof coating (except paint)	7,385	1,850	5,370	65		100	
14	13 Roofing tile	820	625			195		
15	11 Rubber boots and shoes (including rubber-soled footwear with fabric uppers)	3,075	2,675				400	
16	11 Rubber products, not elsewhere classified	24,893	4,320	20,025	548		8,433	
17	12 Saddlery, harness, and whips	535	505				30	
18	14 Safes and vaults	980	980				300	
19	1 Salad dressings							
20	9 Salt	25,646	5,191	20,205	250		2,585	
21	13 Sand-lime brick, block and tile	20	20					
22	1 Sausage casings—not made in meat-packing establishments							
23	1 Sausages, prepared meats, and other meat products—not made in meat-packing establishments	340	60		280			
24	5 Sawmills, veneer mills, and cooperage-stock mills, including those combined with logging camps and with planing mills	462,369	91,419	358,748	3,101	614	8,487	
25	14 Saws	720	720				18,855	
26	17 Scales and balances	483	325		158		150	
27	14 Screw-machine products and wood screws	5,228	2,475	650	1,770	186	147	
28	15 Secondary smelting and refining, gold, silver, and platinum	739	739				240	
29	15 Secondary smelting and refining of nonferrous metals, not elsewhere classified	1,432	1,000		368	64	475	
30	13 Sewer pipe and kindred products	2,963	2,428	90		445	600	
31	17 Sewing machines, domestic and industrial	7,935	1,435	6,500				
32	15 Sheet-metal work not specifically classified	1,414	870		271	273	245	
33	19 Shipbuilding and ship repairing	14,024	1,385	9,150	3,270	219	8,610	
34	20 Signs, advertising displays, and advertising novelties	1,304	1,019	35	250		620	
35	3 Silk broad woven goods—contract factories							
36	3 Silk broad woven goods—regular factories or jobbers engaging contractors	4,972	2,457	1,540			975	
37	3 Silk narrow fabrics	175		175				
38	3 Silk throwing and spinning—contract factories	1,347	450	750	147		75	
39	3 Silk yarn and thread, spun or thrown—regular factories or jobbers engaging contractors	2,331	1,122				1,209	
40	15 Silverware and plated ware	9,249	1,804	7,420			25	
41	12 Small leather goods	100	100					
42	9 Soap and glycerin	26,360	5,149	21,037	150	4	20	
43	20 Soda fountains, beer dispensing equipment, and related products	100					3,586	
44	9 Soybean oil, cake, and meal	810	750				60	
45	1 Special dairy products	810	810				350	
46	17 Special-industry machinery, not elsewhere classified	10,582	1,022	8,550	845	140	25	
47	20 Sporting and athletic goods not elsewhere classified	3,317	2,972	25	50	70	200	
48	14 Springs, steel (except wire)—made in plants not operated in connection with rolling mills							
49	14 Stamped and pressed metal products (except automobile stampings)	4,058	3,322		215	501	20	
50	13 Statuary and art goods (except stone and concrete)—factory production							
51	14 Steam and hot-water heating apparatus (including hot-water furnaces)	4,624	2,274	2,350			1,500	
52	13 Steam and other packing, pipe and boiler covering	7,904	160	7,675		69	160	
53	17 Steam engines, turbines, and water wheels	6,025	875	5,150			360	
54	14 Steam fittings, regardless of material	5,917	3,167	2,750			4,325	
55	14 Steel barrels, kegs, and drums	1,475	1,475				275	
56	14 Steel castings	23,070	10,916	9,750	1,855	549	6,166	
57	17 Steel works and rolling mills. (See "Blast-furnace products.")							
57	17 Stokers, mechanical, domestic and industrial	2,624	1,237	500	112		775	
58	14 Stoves, ranges, water heaters, and hot-air furnaces (except electric)	10,988	7,155	905	2,092	836	1,572	
59	12 Suitcases, brief cases, bags, trunks, and other luggage	2,175	1,960	150		30	35	
60	20 Surgical and medical instruments	40			40			
61	20 Surgical supplies and equipment, not elsewhere classified; orthopedic appliances	1,380	635	265			480	
62	4 Suspenders, garters, and other goods made from purchased elastic material							
63	13 Tableware, pressed or blown glass, and glassware not elsewhere classified	5,379	1,940	2,000	7	1,432	1,793	
64	9 Tanning materials, natural dyestuffs, mordants, assistants, and sizes	10,852	3,342	7,275	220	15	2,355	
65	13 Terra cotta	1,050	1,050				400	
66	4 Textile bags—not made in textile mills	2,664	2,664				300	
67	17 Textile machinery	6,830	2,015	3,700	385	25	705	
68	15 Tin and other foils (except gold and silver foil)							
69	14 Tin cans and other tinware not elsewhere classified	7,880	6,420	895	200	365	785	
70	11 Tires and inner tubes	138,980	135	138,845			16,700	
71	2 Tobacco (chewing and smoking) and snuff	4,840	4,829			3	810	
72	20 Tobacco pipes and cigarette holders	225	225				195	

POWER EQUIPMENT AND ENERGY CONSUMPTION

RATING, AND ELECTRIC ENERGY CONSUMED (KILOWATT HOURS), IN DETAIL, FOR INDUSTRY GROUPS AND 1939—Continued

Aggregate horse-power	ELECTRIC ENERGY				ELECTRIC ENERGY (KILOWATT HOURS)		
	Driven by purchased energy		Driven by plant energy		Generated in plant	Sold	Purchased
	Number	Horsepower	Number	Horsepower			
742	571	742				946,913	1
2,232	475	1,456	159	776		924,901	2
369,264	12,333	60,565	58,184	308,699	1,031,504,701	4,493,635	3
6,135	6,637	5,458	394	677	629,340		4
134,342	68,241	112,712	11,613	21,630	43,432,335	4,171,824	5
5,095	3,410	4,387	296	708	834,143		6
6,928	1,858	6,928			1,519		7
16,318	4,512	12,154	1,418	4,164	8,479,750	500,000	8
32,061	847	31,711	18	350	2,000,000		9
148,251	25,918	139,463	1,646	8,788	8,222,053	8,249	10
9,756	443	7,426	224	2,330	2,013,517		11
1,924	2,454	1,924					12
45,861	4,067	33,984	1,170	11,877	9,190,982		13
3,888	117	2,071	190	1,817	1,163,325		14
61,478	6,035	56,384	448	5,094	5,110,982		15
328,150	26,885	288,942	3,199	39,208	44,878,231		16
4,361	948	3,073	163	1,288	502,756		17
12,708	729	6,692	581	6,016	620,000		18
6,319	2,797	6,319					19
38,490	974	9,033	3,145	29,457	55,792,387	2,250,398	20
3,407	316	3,377	1	30	14,480		21
386	187	386					22
81,240	7,191	80,600	47	640	226,000		23
1,113,859	20,239	432,035	39,000	681,824	824,829,653	169,697,173	24
21,556	4,054	21,136	74	420	218,240		25
10,067	2,198	9,298	120	769	326,650		26
77,192	12,873	69,629	1,337	7,563	7,991,563	319,820	27
6,559	2,104	5,387	211	1,172	2,949,700		28
21,212	2,426	20,136	168	1,076	3,513,292		29
18,140	818	14,384	283	3,756	3,239,462		30
27,175	4,807	23,572	597	3,603	3,224,393		31
56,449	12,777	53,988	188	2,461	1,392,830	40,000	32
319,446	18,752	274,333	3,085	45,113	20,254,260	1,218,839	33
18,619	9,553	16,147	878	2,472	186,750		34
1,714	2,507	1,714					35
21,738	14,004	19,238	1,512	2,500	3,089,077	307,066	36
3,615	2,772	3,522	41	93	373,320	105,790	37
24,807	9,834	23,625	294	1,182	2,646,750		38
20,672	5,701	17,923	920	2,749	3,903,050	653,500	39
33,632	6,448	27,166	2,158	6,466	14,390,230	6,200,300	40
35,126	1,388	35,009	34	117	199,880		41
96,019	6,612	47,904	8,087	48,115	50,965,331		42
3,694	911	3,636	6	58	178,808		43
30,877	2,442	29,088	90	1,789	1,622,335		44
8,605	1,911	7,249	282	1,356	362,290		45
54,863	7,867	40,613	2,410	14,250	8,648,488		46
36,314	8,719	29,309	1,310	7,005	1,461,299		47
16,241	2,431	16,241					48
131,139	22,117	128,621	1,311	2,518	4,394,630	580,350	49
770	476	770					50
52,161	5,139	45,736	610	6,425	6,471,175		51
26,347	4,103	17,081	1,141	9,266	19,964,236	54,749	52
49,799	1,086	9,220	3,059	40,579	10,216,700		53
79,521	14,137	76,665	343	2,856	1,088,233		54
27,298	4,600	22,753	479	4,545	2,652,149		55
272,702	17,284	222,100	3,720	50,602	33,032,825	49,764	56
19,942	2,489	14,593	517	5,349	2,800,324	83,307	57
115,663	18,549	105,600	1,749	10,063	7,601,113		58
7,659	3,440	5,326	818	2,333	598,428		59
2,050	1,961	2,020	7	30			60
19,916	8,146	17,926	329	1,990	1,332,380		61
1,102	1,091	1,102					62
62,908	10,511	54,047	2,768	8,861	16,269,840		63
20,986	1,822	9,319	845	11,667	33,356,078	124,123	64
5,550	382	4,353	138	1,197	1,068,000		65
18,410	4,571	15,323	970	3,087	2,779,114	188,380	66
75,276	12,216	61,376	2,026	13,900	11,827,899	292,349	67
26,092	1,418	26,092					68
126,134	43,997	114,177	3,907	11,957	9,366,228		69
561,643	24,394	324,720	14,871	236,923	455,643,704	5,007,195	70
14,896	2,611	10,554	1,001	4,342	6,685,550	375,470	71
2,526	686	2,503	8	23	6,000		72

TABLE 4.—PRIME MOVERS AND MOTORS BY NUMBER AND RATED CAPACITY, GENERATORS BY KILOWATT FOR INDUSTRIES:

Group No.	GROUP OR INDUSTRY	ESTABLISHMENTS		Horse-power installation per 100 wage earners	PRIME MOVERS				
		Number	Number reporting power equipment		Total horsepower of prime movers	Steam engines			
						Number			
						Total	Driving generators	Not driving generators	
INDUSTRY—continued									
1	14	Tools (except edge tools, machine tools, files, and saws).....	387	386	483	9,985	32	10	22
2	17	Tractors.....	30	30	529	28,745	27	3	24
3	19	Transportation equipment, not elsewhere classified.....	41	40	711	2,860	15	10	5
4	4	Trimmings (not made in textile mills), stamped art goods, and art needle-work—contract factories.....	395	367	32	16	1		1
5	4	Trimmings (not made in textile mills), stamped art goods, and art needle-work—made in regular factories or by jobbers engaging contractors.....	227	200	62	50	1	1	
6	4	Trousers (semidress), wash suits, and washable service apparel.....	297	276	40	2,145	10	8	2
7	20	Umbrellas, parasols, and canes.....	90	90	101	1,865	9	5	4
8	6	Upholstered household furniture.....	853	847	180	13,529	53	27	26
9	9	Vegetable and animal oils, not elsewhere classified.....	54	54	1,740	2,567	17	6	11
10	17	Vending, amusement, and other coin-operated machines.....	51	50	121	90			
11	6	Venetian blinds.....	274	274	158	2,110	9	5	4
12	1	Vinegar and cider.....	132	132	717	1,102	15		15
13	13	Vitreous-china plumbing fixtures.....	25	25	399	2,148	7	4	3
14	14	Vitreous-enameled products, including kitchen, household, and hospital utensils.....	55	53	261	3,913	17	9	8
15	13	Wallboard and wall plaster (except gypsum), building insulation (except mineral wool), and floor composition.....	124	123	1,205	5,839	10	5	5
16	7	Wallpaper.....	46	46	310	4,157	26	16	10
17	15	Watchcases.....	42	42	199	1,150	2	2	
18	13	Whiteware.....	31	29	108	1,005	9	1	8
19	6	Window and door screens and weather strip.....	162	161	403	4,922	18	14	4
20	6	Window shades.....	273	273	454	10,528	6	6	
21	1	Wines.....	301	300	952	2,422	49		49
22	14	Wire drawn from purchased rods.....	95	94	824	25,096	32	22	10
23	14	Wirework not elsewhere classified.....	669	664	261	4,380	22	15	7
24	16	Wiring devices and supplies.....	146	146	308	3,725	14	10	4
25	4	Women's and misses' blouses and waists—made in contract factories.....	132	132	21				
26	4	Women's and misses' blouses and waists—made in inside factories or by jobbers engaging contractors.....	170	148	19				
27	4	Women's and misses' clothing, not elsewhere classified—made in contract factories.....	100	98	23				
28	4	Women's and misses' clothing, not elsewhere classified—made in inside factories or by jobbers engaging contractors.....	231	198	34	10	2		2
29	4	Women's and misses' dresses (except house dresses)—made in contract factories.....	1,490	1,487	18	224			
30	4	Women's and misses' dresses (except house dresses)—made in inside factories or by jobbers engaging contractors.....	1,426	1,235	21	276	15		15
31	4	Women's, children's, and infants' underwear and nightwear of cotton and flannelette woven fabrics.....	174	170	21				
32	4	Women's, children's, and infants' underwear and nightwear of knitted fabrics.....	139	139	28	20	1		1
33	4	Women's, children's, and infants' underwear and nightwear of silk and rayon woven fabrics.....	372	358	20				
34	4	Women's neckwear, scarfs, etc.....	107	94	17				
35	12	Women's pocketbooks, handbags, and purses.....	286	285	18				
36	65	Wooden boxes except cigar boxes.....	642	641	459	45,406	313	80	233
37	9	Wood naval stores.....	25	25	1,144	23,153	196	12	184
38	6	Wood preserving.....	218	218	630	30,392	473	40	433
39	6	Wood products not elsewhere classified.....	886	879	571	64,067	405	110	295
40	17	Woodworking machinery.....	130	129	595	3,743	16	10	6
41	3	Woolen and worsted manufactures—contract factories.....	76	74	324	10,283	32	15	17
42	3	Woolen and worsted manufactures—regular factories or jobbers engaging contractors.....	583	557	370	339,578	260	154	106
43	20	Wool pulling.....	17	17	544	1,015	9	3	6
44	4	Work clothing (except work shirts), sport garments (except leather), and other men's and boys' apparel, not elsewhere classified.....	742	692	38	1,906	9	4	5
45	4	Work gloves and mittens: cloth, cloth and leather combined.....	94	92	51	191	4	1	3
46	4	Work shirts.....	87	84	32				
47	9	Writing ink.....	15	15	198	312	3	3	
48	14	Wrought pipes, welded and heavy riveted—made in plants not operated in connection with rolling mills.....	49	48	955	4,595	5	3	2
49	16	X-ray and therapeutic apparatus and electronic tubes.....	84	84	159				

TABLE 4.—PRIME MOVERS AND MOTORS BY NUMBER AND RATED CAPACITY, GENERATORS BY KILOWATT FOR INDUSTRIES:

Group No.	GROUP OR INDUSTRY	PRIME MOVERS—continued						
		Diesel and semi-Diesel engines—Con.			Other internal-combustion engines			
		Horsepower			Number			
		Total	Driving generators	Not driving generators	Total	Driving generators	Not driving generators	
	INDUSTRY—continued							
1	14	Tools (except edge tools, machine tools, files, and saws).....	1,452	1,035	417	10	6	4
2	17	Tractors.....						
3	19	Transportation equipment not elsewhere classified.....	35		35	3	1	2
4	4	Trimmings (not made in textile mills), stamped art goods, and art needlework—contract factories.....						
5	4	Trimmings (not made in textile mills), stamped art goods, and art needlework—made in regular factories or by jobbers engaging contractors.....						
6	4	Trousers (semidress), wash suits, and washable service apparel.....						
7	20	Umbrellas, parasols, and canes.....	255	255				
8	6	Upholstered household furniture.....	193	198		4	1	3
9	9	Vegetable and animal oils, not elsewhere classified.....						
10	17	Vending, amusement, and other coin-operated machines.....	90	60	30			
11	6	Venetian blinds.....	100	100				
12	1	Vinegar and cider.....	87		87	1		1
13	13	Vitreous-china plumbing fixtures.....	194	144	50	1	1	
14	14	Vitreous-enameled products, including kitchen, household, and hospital utensils.....						
15	13	Wallboard and wall plaster (except gypsum), building insulation (except mineral wool), and floor composition.....				4		4
16	7	Wallpaper.....	22	22				
17	15	Watchcases.....	200	200		1	1	
18	13	Whiteware.....						
19	6	Window and door screens and weather strip.....	582	582		1		1
20	6	Window shades.....						
21	1	Wines.....	380	205	175	11	2	9
22	14	Wire drawn from purchased rods.....	670	670		14	8	6
23	14	Wirework not elsewhere classified.....	235	75	160	7	4	3
24	16	Wiring devices and supplies.....	480	420	60	1	1	
25	4	Women's and misses' blouses and waists—made in contract factories.....						
26	4	Women's and misses' blouses and waists—made in inside factories or by jobbers engaging contractors.....						
27	4	Women's and misses' clothing, not elsewhere classified—made in contract factories.....						
28	4	Women's and misses' clothing, not elsewhere classified—made in inside factories or by jobbers engaging contractors.....						
29	4	Women's and misses' dresses (except house dresses)—made in contract factories.....	220		220	1		1
30	4	Women's and misses' dresses (except house dresses)—made in inside factories or by jobbers engaging contractors.....						
31	4	Women's, children's, and infants' underwear and nightwear of cotton and flannelette woven fabrics.....						
32	4	Women's, children's, and infants' underwear and nightwear of knitted fabric.....						
33	4	Women's, children's, and infants' underwear and nightwear of silk and rayon woven fabrics.....						
34	4	Women's neckwear, scarfs, etc.....						
35	12	Women's pocketbooks, handbags, and purses.....						
36	6	Wooden boxes except cigar boxes.....	672	255	417	22	1	21
37	9	Wood naval stores.....				1		1
38	6	Wood preserving.....	465	65	400	38	1	37
39	6	Wood products not elsewhere classified.....	1,760	1,097	663	44	5	39
40	17	Woodworking machinery.....	90	50	40	6	5	1
41	3	Woolen and worsted manufactures—contract factories.....	275	165	110	1		1
42	3	Woolen and worsted manufactures—regular factories or jobbers engaging contractors.....	2,676	2,567	109	12	8	4
43	20	Wool pulling.....						
44	4	Work clothing (except work shirts), sport garments (except leather), and other men's and boys' apparel, not elsewhere classified.....	45	45		6	6	
45	4	Work gloves and mittens: cloth, cloth and leather combined.....	85	85				
46	4	Work shirts.....						
47	9	Writing ink.....						
48	14	Wrought pipes, welded and heavy riveted—made in plants not operated in connection with rolling mills.....				6		6
49	16	X-ray and therapeutic apparatus and electronic tubes.....						

TABLE 4.—PRIME MOVERS AND MOTORS BY NUMBER AND RATED CAPACITY, GENERATORS BY KILOWATT FOR INDUSTRIES:

Group No.	GROUP OR INDUSTRY	GENERATORS (KILOWATT RATING)						Ordinarily idle (included in total kilowatt rating)	
		Total kilowatt rating	Driven by—						
			Steam engines	Steam turbines	Diesel and semi-Diesel engines	Other internal-combustion engines	Hydro-turbines and water wheels		
INDUSTRY—continued									
1	14	Tools (except edge tools, machine tools, files, and saws).....	5,061	2,184	1,435	702	390	350	290
2	17	Tractors.....	16,125	1,075	15,000			50	
3	19	Transportation equipment, not elsewhere classified.....	1,558	1,436	100		22		100
4	4	Trimmings (not made in textile mills), stamped art goods, and art needlework—contract factories.....							
5	4	Trimmings (not made in textile mills), stamped art goods, and art needlework—made in regular factories or by jobbers engaging contractors.....	44	44					
6	4	Trousers (semidress), wash suits, and washable service apparel.....	1,270	1,270					
7	20	Umbrellas, parasols, and canes.....	427	220		207			75
8	6	Upholstered household furniture.....	6,001	3,741	1,930	135	15	180	706
9	9	Vegetable and animal oils not elsewhere classified.....	1,165	1,165					550
10	17	Vending, amusement, and other coin-operated machines.....	30			30			
11	6	Venetian blinds.....	1,350	1,250	50	50			
12	1	Vinegar and cider.....							
13	13	Vitreous-china plumbing fixtures.....	1,135	720	250	65	100		270
14	14	Vitreous enameled products, including kitchen, household, and hospital utensils.....	2,082	2,082					75
15	13	Wallboard and wall plaster (except gypsum), building insulation (except mineral wool), and floor composition.....	3,634	784	2,850				350
16	7	Wallpaper.....	2,347	2,032	300	15			35
17	15	Watchcases.....	760	600		125	35		
18	13	Whiteware.....	100	100					100
19	6	Window and door screens and weather strip.....	2,993	2,355	300	338			
20	6	Window shades.....	6,833	1,833	5,000				750
21	1	Wines.....	144			82	62		
22	14	Wire drawn from purchased rods.....	11,002	4,320	5,775	496	185	226	3,035
23	14	Wirework not elsewhere classified.....	2,125	2,030		44	43	8	390
24	16	Wiring devices and supplies.....	2,160	1,800	75	280	5		550
25	4	Women's and misses' blouses and waists—made in contract factories.....							
26	4	Women's and misses' blouses and waists—made in inside factories or by jobbers engaging contractors.....							
27	4	Women's and misses' clothing not elsewhere classified—made in contract factories.....							
28	4	Women's and misses' clothing not elsewhere classified—made in inside factories or by jobbers engaging contractors.....							
29	4	Women's and misses' dresses (except house dresses)—made in contract factories.....							
30	4	Women's and misses' dresses (except house dresses)—made in inside factories or by jobbers engaging contractors.....							
31	4	Women's, children's, and infants' underwear and nightwear of cotton and flannelette woven fabrics.....							
32	4	Women's, children's, and infants' underwear and nightwear of knitted fabrics.....							
33	4	Women's, children's, and infants' underwear and nightwear of silk and rayon woven fabrics.....							
34	4	Women's neckwear, scarfs, etc.....							
35	12	Women's pocketbooks, handbags, and purses.....							
36	6	Wooden boxes except cigar boxes.....	14,377	11,554	2,658	125	40		200
37	9	Wood naval stores.....	11,978	935	11,043				1,462
38	6	Wood preserving.....	3,012	2,471	431	50	60		250
39	6	Wood products not elsewhere classified.....	23,268	13,861	7,192	772	234	1,209	482
40	17	Woodworking machinery.....	2,151	1,195	500	35	350	71	270
41	3	Woolen and worsted manufactures—contract factories.....	4,662	2,030	1,950	110		572	950
42	3	Woolen and worsted manufactures—regular factories or jobbers engaging contractors.....	225,794	42,090	157,368	1,943	235	24,158	33,280
43	20	Wool pulling.....	132	132					
44	4	Work clothing (except work shirts), sport garments (except leather), and other men's and boys' apparel, not elsewhere classified.....	1,465	481	425	28	387	144	15
45	4	Work gloves and mittens: cloth, cloth and leather combined.....	135	85		50			
46	4	Work shirts.....							
47	9	Writing ink.....	217	217					
48	14	Wrought pipes, welded and heavy riveted—made in plants not operated in connection with rolling mills.....	3,475	850	2,625				
49	16	X-ray and therapeutic apparatus and electronic tubes.....							

POWER EQUIPMENT AND ENERGY CONSUMPTION

RATING, AND ELECTRIC ENERGY CONSUMED (KILOWATT HOURS), IN DETAIL, FOR INDUSTRY GROUPS AND 1939—Continued

Aggregate horse-power	ELECTRIC ENERGY				ELECTRIC ENERGY (KILOWATT HOURS)			
	Driven by purchased energy		Driven by plant energy		Generated in plant	Sold	Purchased	
	Number	Horsepower	Number	Horsepower				
70,323	12,592	64,112	1,435	6,211	8,213,440		50,831,483	1
223,183	18,728	136,848	8,931	86,335	64,576,471	23,500	157,254,248	2
8,938	795	6,045	436	2,893	620,350	135,580	1,982,255	3
1,738	2,868	1,738					3,076,344	4
2,440	2,212	2,278	82	162	121,000		3,327,353	5
6,214	5,746	5,676	153	538	946,410	836,080	6,813,805	6
1,417	897	1,028	92	389	240,542	5,488	1,255,877	7
50,111	13,064	40,263	2,412	9,848	6,897,660	50,600	25,661,036	8
16,926	1,204	16,717	12	209	178,700		21,669,611	9
4,589	1,857	4,547	18	42	5,000		4,051,168	10
9,331	3,516	6,083	915	3,248	3,208,812		4,194,402	11
6,538	1,484	6,493	15	45			4,014,801	12
18,431	1,777	15,935	585	2,496	4,356,800		9,775,822	13
30,144	4,580	24,324	467	5,820	3,525,273		57,139,599	14
89,979	4,423	69,205	1,120	20,774	10,943,328		197,482,127	15
10,694	1,437	8,424	419	2,270	896,635		8,714,547	16
4,680	2,068	3,647	410	1,033	944,710		2,603,332	17
11,656	3,651	11,656					20,651,501	18
11,696	1,983	6,476	919	5,220	1,458,082		2,897,470	19
11,682	2,241	4,267	902	7,315	8,823,194	57,786	4,021,373	20
17,213	3,835	17,152	10	61	45,900		15,839,766	21
171,006	18,055	155,848	1,843	15,158	27,456,180	18,700	220,189,126	22
76,632	18,402	74,907	245	1,725	1,222,945	7,993	83,454,589	23
42,892	11,102	41,126	376	1,766	1,701,780	16,522	36,655,040	24
1,055	1,039	1,055					1,546,879	25
866	863	866					1,989,851	26
861	741	861					1,455,931	27
2,143	1,719	2,143					2,902,350	28
8,770	8,458	8,770					16,506,817	29
11,194	12,949	11,194					31,326,936	30
2,389	1,762	2,389					3,899,912	31
1,744	1,955	1,744					2,302,118	32
4,024	4,341	4,024					6,830,319	33
336	604	336					760,851	34
2,545	3,723	2,545					4,561,289	35
95,477	9,383	70,983	2,279	24,494	6,122,696	420,858	44,381,661	36
15,162	227	3,776	685	11,386	47,461,068	6,157,839	11,435,552	37
44,255	2,511	40,419	210	3,836	709,765	43,350	20,195,878	38
106,950	11,903	61,540	6,204	45,410	25,831,492	348,100	42,479,933	39
21,460	4,166	17,803	404	3,657	1,371,617	39,432	8,225,919	40
16,952	1,523	9,416	1,125	7,536	8,801,928	611,020	19,828,406	41
430,063	34,535	179,137	40,457	250,926	337,883,479	14,054,913	288,677,156	42
3,584	177	3,529	1	55	8,640		1,665,676	43
21,364	23,084	20,005	767	1,359	1,444,630		25,659,026	44
4,447	2,934	4,329	42	118	100,000		4,611,875	45
4,358	5,174	4,358					7,068,798	46
532	137	190	230	342	225,528		152,358	47
87,735	6,874	75,304	797	12,431	5,247,384		69,411,349	48
3,119	1,858	3,119					3,840,373	49

TABLE 5.—PRIME MOVERS AND MOTORS BY NUMBER AND RATED CAPACITY, GENERATORS BY KILOWATT AND FOR

DIVISION OR STATE	ESTABLISHMENTS			Horse-power installation per 100 wage earners	PRIME MOVERS					
	Number	Number reporting power equipment	Total horsepower of prime movers		Steam engines					
					Number			Horsepower		
					Total	Driving generators	Not driving generators	Total	Driving generators	Not driving generators
1 United States.....	194,230	179,874	642	21,239,195	42,538	8,192	34,346	6,533,429	2,273,983	4,259,446
GEOGRAPHIC DIVISIONS:										
2 New England.....	16,136	15,733	471	1,968,574	2,316	860	1,456	442,533	249,674	192,859
3 Middle Atlantic.....	56,291	54,922	564	5,080,350	8,736	2,188	6,548	1,920,675	614,321	1,306,354
4 East North Central.....	40,415	39,825	731	6,423,434	8,707	2,475	6,232	1,850,822	768,697	1,082,125
5 West North Central.....	14,947	14,772	607	828,385	2,248	532	1,716	306,201	142,444	163,757
6 South Atlantic.....	17,317	16,666	575	2,759,673	5,703	656	5,047	614,421	170,977	443,444
7 East South Central.....	7,275	6,962	672	1,093,164	3,410	450	2,960	414,135	95,951	318,184
8 West South Central.....	10,021	9,804	950	1,433,406	7,370	609	6,761	520,792	119,204	401,588
9 Mountain.....	4,011	3,869	1,554	530,589	1,076	204	872	178,632	59,416	119,216
10 Pacific.....	17,817	17,121	800	1,121,620	2,972	218	2,754	285,218	53,299	231,919
NEW ENGLAND:										
11 Maine.....	1,210	1,138	920	430,291	348	84	264	59,400	21,967	37,433
12 New Hampshire.....	806	770	497	184,444	233	99	134	40,954	23,879	17,075
13 Vermont.....	717	703	776	67,128	204	35	169	18,995	6,230	12,765
14 Massachusetts.....	9,007	8,803	429	801,612	999	408	591	197,428	118,948	78,480
15 Rhode Island.....	1,460	1,439	348	125,465	152	75	77	32,415	23,931	8,484
16 Connecticut.....	2,936	2,830	432	359,634	380	159	221	93,341	54,719	38,622
MIDDLE ATLANTIC:										
17 New York.....	34,506	33,503	435	1,144,920	3,011	653	2,358	351,988	166,731	185,257
18 New Jersey.....	7,984	7,866	456	782,768	1,210	392	818	201,680	117,067	84,613
19 Pennsylvania.....	13,801	13,553	763	3,152,662	4,515	1,143	3,372	1,367,007	330,523	1,036,484
EAST NORTH CENTRAL:										
20 Ohio.....	10,070	9,933	835	2,044,250	2,175	638*	1,537	733,794	216,986	516,808
21 Indiana.....	4,337	4,290	1,016	954,444	1,203	288	915	176,010	62,889	113,121
22 Illinois.....	12,980	12,795	540	1,236,931	2,370	674	1,696	444,746	214,347	230,399
23 Michigan.....	6,311	6,155	709	1,637,556	1,380	389	991	287,382	147,640	139,742
24 Wisconsin.....	6,717	6,652	650	550,253	1,579	486	1,093	208,890	126,835	82,055
WEST NORTH CENTRAL:										
25 Minnesota.....	4,008	3,956	749	292,571	615	117	498	80,304	29,881	50,423
26 Iowa.....	2,670	2,653	532	105,659	248	65	183	40,828	22,756	18,072
27 Missouri.....	4,796	4,713	440	207,205	658	232	426	96,143	55,675	40,465
28 North Dakota.....	350	350	767	11,070	22	7	15	3,591	1,785	1,806
29 South Dakota.....	468	464	614	12,724	44	10	34	6,282	3,090	3,192
30 Nebraska.....	1,161	1,152	961	46,610	129	56	73	29,968	15,134	14,834
31 Kansas.....	1,494	1,484	1,123	152,546	532	45	487	49,085	14,120	34,965
SOUTH ATLANTIC:										
32 Delaware.....	429	426	665	54,061	118	18	100	16,726	5,785	10,941
33 Maryland.....	2,893	2,801	662	280,668	536	53	483	53,332	15,301	38,031
34 District of Columbia.....	497	492	481	9,049	32	12	20	3,810	1,787	2,023
35 Virginia.....	2,579	2,483	643	553,561	1,115	129	986	152,019	36,064	115,955
36 West Virginia.....	1,130	1,077	1,089	588,958	426	87	339	58,432	19,546	38,886
37 North Carolina.....	3,225	3,078	421	506,508	1,158	157	1,001	116,172	42,763	73,409
38 South Carolina.....	1,331	1,247	510	306,575	554	59	525	71,663	18,633	53,030
39 Georgia.....	3,150	3,037	509	273,159	946	84	862	83,140	21,424	61,716
40 Florida.....	2,083	2,025	560	187,134	788	57	731	59,127	9,674	49,453
EAST SOUTH CENTRAL:										
41 Kentucky.....	1,640	1,601	648	175,571	726	108	618	77,672	20,499	57,173
42 Tennessee.....	2,289	2,225	520	283,402	799	164	635	94,459	37,440	57,049
43 Alabama.....	2,052	1,899	888	472,249	1,095	106	989	163,918	23,890	140,028
44 Mississippi.....	1,294	1,237	593	161,942	790	72	718	78,056	14,122	63,934
WEST SOUTH CENTRAL:										
45 Arkansas.....	1,178	1,116	667	129,835	630	82	548	67,639	14,302	53,337
46 Louisiana.....	1,861	1,823	933	415,088	2,130	273	1,857	203,740	46,615	157,125
47 Oklahoma.....	1,606	1,586	957	186,971	180	42	138	32,768	15,461	17,307
48 Texas.....	5,376	5,279	1,039	751,512	4,430	212	4,218	216,645	42,826	173,819
MOUNTAIN:										
49 Montana.....	585	570	1,813	35,479	180	7	173	13,743	1,731	12,012
50 Idaho.....	549	511	2,137	47,658	208	28	180	32,039	8,558	23,481
51 Wyoming.....	310	278	1,683	36,209	99	13	86	9,966	4,267	5,699
52 Colorado.....	1,298	1,267	1,067	174,841	341	127	214	78,129	37,990	40,139
53 New Mexico.....	272	255	1,530	39,868	79	8	65	6,537	355	6,182
54 Arizona.....	332	327	2,320	87,821	64	5	59	14,932	1,160	13,772
55 Utah.....	560	553	1,167	70,536	105	16	89	23,004	5,325	17,679
56 Nevada.....	105	105	4,099	38,117	6	-----	6	282	-----	282
PACIFIC:										
57 Washington.....	3,240	2,980	1,131	408,985	799	74	725	100,630	17,989	82,641
58 Oregon.....	2,248	1,981	896	270,368	834	43	791	77,052	6,221	70,831
59 California.....	12,329	12,160	680	442,267	1,339	101	1,238	107,536	29,059	78,447

* No power equipment for the "Logging camps and logging contractors (not operating mills)" industry was tabulated but the number of establishments is included here.

POWER EQUIPMENT AND ENERGY CONSUMPTION

RATING, AND ELECTRIC ENERGY CONSUMED (KILOWATT HOURS), IN DETAIL, FOR GEOGRAPHIC DIVISIONS STATES: 1939

PRIME MOVERS—continued																		
Steam turbines						Diesel and semi-Diesel engines						Other internal-combustion engines						
Number			Horsepower			Number			Horsepower			Number			Horsepower			
Total	Driving generators	Not driving generators	Total	Driving generators	Not driving generators	Total	Driving generators	Not driving generators	Total	Driving generators	Not driving generators	Total	Driving generators	Not driving generators	Total	Driving generators	Not driving generators	
12,631	3,902	8,729	11,295,872	9,559,089	1,736,783	5,311	2,409	2,902	630,181	426,779	203,402	10,278	1,457	8,821	1,176,044	478,218	697,826	1
939	539	400	897,233	818,510	78,723	382	223	159	39,397	28,299	11,098	406	31	375	16,607	990	15,617	2
2,966	944	2,022	2,593,287	2,109,264	484,023	809	448	361	104,167	79,968	24,199	1,500	255	1,245	272,404	98,429	173,975	3
3,035	981	2,054	3,850,708	3,281,296	569,412	891	503	388	135,182	105,576	29,606	1,920	238	1,682	417,186	242,652	174,534	4
505	159	346	319,594	291,355	28,239	555	270	285	69,880	49,244	20,636	782	94	688	51,872	19,222	32,650	5
1,362	435	927	1,462,032	1,320,167	141,865	1,003	314	689	90,746	46,627	44,119	1,376	102	1,274	107,211	40,410	66,801	6
553	174	379	585,951	451,302	134,649	562	160	402	42,195	18,133	24,062	718	82	636	36,337	4,950	31,387	7
1,895	223	1,672	606,466	432,081	174,385	673	357	316	98,233	68,941	29,292	2,219	511	1,708	206,385	61,407	144,978	8
260	106	154	299,775	248,958	50,817	201	52	149	28,283	18,963	9,320	419	33	386	3,438	3,438	15,101	9
1,116	341	775	680,826	606,156	74,670	235	82	153	22,098	11,028	11,070	938	111	827	49,503	6,720	42,783	10
97	47	50	87,913	73,077	14,836	34	8	26	3,478	1,310	2,168	69	1	68	2,041	29	2,012	11
53	28	25	50,325	47,675	2,650	32	7	25	2,410	425	1,985	39	39	39	1,627	-----	1,627	12
18	8	10	8,862	8,005	857	43	12	31	3,682	1,735	1,947	34	3	31	1,529	225	1,304	13
488	250	238	466,533	412,669	53,864	146	93	53	14,380	10,781	3,599	169	14	155	8,032	445	7,587	14
92	61	31	70,122	67,527	2,595	23	21	2	2,861	1,190	1,671	19	3	16	900	57	843	15
191	145	46	213,478	209,557	3,921	104	82	22	12,586	11,377	1,209	76	10	66	2,478	234	2,244	16
889	293	596	514,310	430,228	84,082	255	157	98	43,917	36,997	6,920	489	71	418	65,534	6,211	59,323	17
628	285	343	550,538	493,257	57,281	161	105	56	19,095	14,506	4,589	145	19	126	5,992	871	5,121	18
1,449	366	1,083	1,528,439	1,185,779	342,660	393	186	207	41,155	28,465	12,690	866	165	701	200,878	91,347	109,531	19
777	267	510	1,177,012	976,718	200,294	234	138	96	31,400	22,197	9,203	542	99	443	94,688	63,058	31,630	20
348	120	228	591,050	499,798	91,252	148	70	78	15,798	10,860	4,938	282	39	243	166,006	103,867	62,139	21
641	224	417	612,182	474,002	138,180	255	178	77	37,203	31,058	6,145	525	45	480	135,935	71,005	64,930	22
960	253	707	1,270,849	1,140,924	129,925	142	71	27	27,538	20,706	6,832	216	42	174	13,085	3,718	9,367	23
309	117	192	199,615	189,854	9,761	112	46	66	23,243	20,755	2,488	355	13	342	7,472	1,004	6,468	24
116	45	71	106,425	98,123	8,302	83	42	41	11,889	9,237	2,652	135	8	127	19,495	10,102	9,393	25
51	34	17	59,199	58,349	850	53	21	32	3,321	1,484	1,837	64	2	62	1,871	33	1,838	26
110	33	77	80,226	74,366	5,860	214	109	105	22,303	15,037	7,266	176	27	149	8,020	1,330	6,690	27
20	9	11	5,420	4,885	535	10	5	5	1,325	850	475	19	9	10	609	329	280	28
8	4	4	3,300	3,050	250	24	6	18	2,445	1,178	1,267	66	2	64	697	103	594	29
13	6	7	8,060	7,108	952	65	22	43	5,517	2,635	2,882	96	3	93	1,133	340	793	30
187	28	159	56,964	45,474	11,490	106	65	41	23,080	18,823	4,257	226	43	183	20,047	6,985	13,062	31
26	23	3	29,262	29,192	70	32	13	19	4,832	3,995	837	66	3	63	1,608	150	1,458	32
360	36	324	185,773	148,694	37,079	100	30	70	9,842	5,325	4,517	125	8	117	27,647	24,043	3,604	33
3	1	2	2,110	400	1,710	4	2	2	917	367	550	31	-----	31	865	-----	865	34
312	106	206	337,402	301,555	35,847	151	32	119	11,595	3,051	8,544	231	7	224	11,228	920	10,308	35
371	75	296	338,573	310,748	27,825	33	11	22	2,825	1,555	1,270	154	48	106	36,828	12,953	23,875	36
108	64	44	140,346	137,134	3,212	195	64	131	19,316	10,492	8,824	317	8	309	11,343	254	11,059	37
68	51	17	188,863	185,231	3,632	47	9	38	4,182	945	3,237	118	1	117	4,344	85	4,259	38
62	41	21	139,886	109,746	30,140	189	34	155	12,391	4,822	7,569	228	19	209	10,284	1,368	8,916	39
52	38	14	99,817	97,467	2,350	252	119	133	24,846	16,075	8,771	106	8	98	3,064	607	2,457	40
136	24	112	77,047	66,787	10,260	124	37	87	10,063	5,452	4,611	134	34	100	9,721	1,408	8,313	41
155	76	79	172,102	161,860	10,242	102	28	74	8,248	2,997	5,251	112	8	104	5,399	632	4,767	42
194	34	160	276,765	165,043	111,722	190	30	160	11,598	2,963	8,635	230	12	218	9,674	660	9,014	43
68	40	28	60,037	57,612	2,425	146	65	81	12,286	6,721	5,565	242	28	214	11,543	2,250	9,293	44
71	30	41	41,404	37,004	4,400	80	30	50	8,785	4,197	4,588	201	33	168	12,007	3,399	8,608	45
539	90	449	162,134	116,872	45,262	197	109	88	19,675	13,049	6,626	374	51	323	28,519	7,662	20,857	46
94	19	75	41,980	35,431	6,549	106	55	51	16,343	11,690	4,653	445	137	308	45,880	16,745	29,135	47
1,191	84	1,107	360,948	242,774	118,174	290	163	127	53,430	40,005	13,425	1,199	290	909	119,979	33,601	86,378	48
25	17	8	16,440	16,053	387	21	3	18	1,760	757	1,003	82	3	79	3,487	715	2,772	49
19	14	5	13,920	12,467	1,453	10	1	9	743	150	593	23	1	22	746	2	744	50
99	11	88	21,367	14,261	7,106	17	7	10	1,952	1,418	534	81	2	79	2,869	380	2,489	51
49	23	26	87,705	65,050	22,655	34	7	27	3,282	659	2,623	94	8	86	4,319	410	3,909	52
5	3	2	27,080	23,250	3,830	33	13	20	3,997	2,512	1,485	40	7	33	2,254	848	1,406	53
22	-----	-----	66,502	66,502	-----	26	9	17	4,897	3,270	1,627	30	7	23	1,490	783	707	54
37	12	25	33,261	17,875	15,386	56	9	47	9,251	7,797	1,454	60	4	56	2,967	150	2,817	55
4	4	-----	33,500	33,500	-----	4	3	1	2,401	2,400	1	9	1	8	407	150	257	56
189	125	64	264,761	259,108	5,653	57	17	40	3,472	1,040	2,432	188	16	172	7,012	628	6,384	57
128	87	41	136,224	133,094	3,130	63	9	54	5,036	1,074	3,962	211	1	210	8,510	70	8,740	58
799	129	670	279,841	213,954	65,887	115	56	59	13,590	8,914	4,676	539	94	445	33,681	6,022	27,659	59

TABLE 5.—PRIME MOVERS AND MOTORS BY NUMBER AND RATED CAPACITY, GENERATORS BY KILOWATT AND FOR

DIVISION OR STATE	PRIME MOVERS—continued						Horse-power of prime movers ordinarily idle	GENERATORS (KILOWATT RATING)		
	Hydroturbines and water wheels							Total kilowatt rating	Driven by—	
	Number			Horsepower					Steam engines	Steam turbines
	Total	Driving generators	Not driving generators	Total	Driving generators	Not driving generators				
1 United States.....	3,854	1,843	2,011	1,803,889	1,208,624	395,045	1,998,357	9,858,828	1,484,945	8,752,685
GEOGRAPHIC DIVISIONS:										
2 New England.....	1,507	855	652	572,804	399,362	173,442	227,158	1,045,303	158,678	585,873
3 Middle Atlantic.....	834	292	542	189,817	104,903	84,914	549,786	2,077,345	406,754	1,495,800
4 East North Central.....	564	297	267	169,536	125,768	43,768	489,829	3,130,324	524,227	2,280,278
5 West North Central.....	150	70	80	80,838	59,156	21,682	93,764	372,094	90,149	203,855
6 South Atlantic.....	541	243	298	485,263	453,207	32,056	234,547	1,433,118	111,790	949,258
7 East South Central.....	91	15	76	14,546	11,048	3,498	63,278	402,845	61,319	319,104
8 West South Central.....	10	3	7	1,530	1,210	320	176,752	458,217	67,893	312,613
9 Mountain.....	51	17	34	5,360	3,709	1,651	87,711	226,342	30,916	179,145
10 Pacific.....	106	51	55	83,975	50,261	33,714	73,532	513,240	33,219	426,759
NEW ENGLAND:										
11 Maine.....	414	205	209	277,459	154,569	122,890	22,885	182,035	15,098	52,394
12 New Hampshire.....	212	123	89	89,128	79,361	9,767	36,832	108,629	14,237	36,975
13 Vermont.....	124	52	72	34,060	22,468	11,592	8,064	25,481	3,864	5,905
14 Massachusetts.....	426	268	158	115,239	97,608	17,631	93,805	447,323	76,365	296,975
15 Rhode Island.....	101	78	23	19,167	17,001	2,166	24,802	75,874	14,444	48,961
16 Connecticut.....	230	129	101	37,751	28,355	9,396	40,770	205,961	34,670	144,663
MIDDLE ATLANTIC:										
17 New York.....	497	243	254	169,171	94,837	74,334	129,261	501,134	109,701	309,159
18 New Jersey.....	52	14	38	5,463	3,912	1,551	127,867	436,865	79,125	345,133
19 Pennsylvania.....	285	35	250	15,183	6,154	9,029	292,658	1,139,346	217,928	841,508
EAST NORTH CENTRAL:										
20 Ohio.....	54	16	38	7,356	5,145	2,211	204,853	890,509	150,129	682,919
21 Indiana.....	51	19	32	5,580	3,407	2,173	50,606	474,717	41,558	346,322
22 Illinois.....	46	30	16	6,865	4,350	2,515	115,793	549,996	143,098	337,092
23 Michigan.....	130	60	70	38,702	31,191	7,511	81,482	919,159	103,424	775,089
24 Wisconsin.....	283	172	111	111,033	81,675	29,358	37,095	295,943	86,018	138,856
WEST NORTH CENTRAL:										
25 Minnesota.....	95	44	51	74,458	54,096	20,362	39,873	135,811	19,100	71,433
26 Iowa.....	8	1	7	440	160	280	5,118	57,133	14,032	42,265
27 Missouri.....	16	2	14	513	58	455	28,060	97,204	35,423	52,080
28 North Dakota.....	2	2	—	125	125	—	870	5,043	929	3,622
29 South Dakota.....	—	—	—	—	—	—	1,556	5,350	2,581	2,030
30 Nebraska.....	15	11	4	1,932	1,682	250	4,507	16,995	8,631	5,080
31 Kansas.....	14	10	4	3,370	3,035	335	13,780	54,588	9,453	27,345
SOUTH ATLANTIC:										
32 Delaware.....	30	3	27	1,633	168	1,465	2,923	27,883	3,196	21,980
33 Maryland.....	25	7	18	4,074	2,962	1,112	9,507	133,139	9,754	101,423
34 District of Columbia.....	3	2	1	1,347	1,325	22	1,587	3,133	1,358	350
35 Virginia.....	189	56	133	41,317	31,345	9,972	38,178	260,066	25,350	210,653
36 West Virginia.....	21	14	7	152,300	152,055	245	12,793	368,840	13,120	237,755
37 North Carolina.....	131	72	59	219,331	212,920	6,411	106,797	278,483	28,533	96,557
38 South Carolina.....	71	55	16	37,523	33,545	3,978	18,221	169,685	10,969	132,723
39 Georgia.....	68	33	35	27,458	18,687	8,771	31,082	106,682	13,785	77,270
40 Florida.....	3	1	2	280	200	80	13,459	85,207	5,725	70,547
EAST SOUTH CENTRAL:										
41 Kentucky.....	15	5	10	1,068	370	698	9,580	62,620	13,438	44,930
42 Tennessee.....	69	8	61	3,164	588	2,576	26,179	148,563	22,967	122,390
43 Alabama.....	6	2	4	10,294	10,090	204	16,048	138,439	16,575	111,860
44 Mississippi.....	1	—	1	20	—	20	11,471	53,223	8,339	39,924
WEST SOUTH CENTRAL:										
45 Arkansas.....	—	—	—	—	—	—	4,110	38,689	8,480	25,760
46 Louisiana.....	3	2	1	1,020	1,000	20	56,740	126,183	28,225	84,022
47 Oklahoma.....	—	—	—	—	—	—	9,711	50,283	8,693	24,925
48 Texas.....	7	1	6	510	210	300	106,191	243,062	22,495	177,906
MOUNTAIN:										
49 Montana.....	3	2	1	49	19	30	4,020	13,293	1,163	11,490
50 Idaho.....	4	1	3	210	50	160	2,084	14,451	5,539	8,750
51 Wyoming.....	2	—	2	115	—	115	13,338	13,235	2,208	9,675
52 Colorado.....	12	3	9	1,406	1,050	356	6,590	67,131	17,280	48,455
53 New Mexico.....	—	—	—	—	—	—	957	17,185	263	15,500
54 Arizona.....	—	—	—	—	—	—	41,433	51,398	775	48,300
55 Utah.....	27	8	19	2,053	1,063	990	19,279	21,684	3,688	11,975
56 Nevada.....	3	3	—	1,527	1,527	—	10	27,965	—	25,000
PACIFIC:										
57 Washington.....	25	13	12	33,110	30,763	2,347	24,871	224,924	11,592	183,837
58 Oregon.....	70	32	38	43,246	11,923	31,323	3,144	106,419	4,560	93,091
59 California.....	11	6	5	7,619	7,575	44	45,517	181,897	17,067	149,831

POWER EQUIPMENT AND ENERGY CONSUMPTION

RATING, AND ELECTRIC ENERGY CONSUMED (KILOWATT HOURS), IN DETAIL, FOR GEOGRAPHIC DIVISIONS STATES: 1939—Continued

GENERATORS (KILOWATT RATING)— continued				ELECTRIC MOTORS						ELECTRIC ENERGY (KILOWATT HOURS)			
Driven by—Continued			Ordinary idle (included in total kilowatt rating)	Aggregate horsepower	Driven by purchased energy		Driven by plant energy		Generated in plant	Sold	Purchased		
Diesel and semi- Diesel engines	Other internal- combustion engines	Hydro- turbines and water wheels			Number	Horsepower	Number	Horsepower					
257, 702	316, 044	847, 452	943, 133	45, 291, 319	4, 138, 287	29, 213, 085	1, 224, 478	16, 078, 234	28, 750, 912, 258	2, 921, 964, 758	45, 040, 074, 557	1	
18, 093	532	282, 127	121, 181	3, 867, 593	432, 715	2, 518, 491	163, 111	1, 349, 102	2, 379, 992, 782	98, 180, 352	3, 385, 513, 971	2	
41, 588	63, 008	70, 195	275, 590	11, 542, 265	1, 152, 794	7, 606, 740	318, 759	3, 935, 525	5, 591, 952, 665	882, 140, 219	12, 949, 780, 067	3	
72, 077	166, 494	87, 248	237, 717	15, 592, 605	1, 273, 336	9, 610, 304	408, 655	5, 982, 301	9, 415, 719, 962	980, 249, 839	10, 882, 529, 103	4	
29, 490	12, 719	35, 881	49, 761	2, 103, 829	244, 858	1, 487, 058	54, 005	616, 771	1, 047, 210, 445	157, 038, 812	2, 051, 199, 500	5	
27, 186	27, 083	317, 801	88, 431	4, 737, 398	436, 135	2, 897, 014	145, 682	1, 840, 384	5, 388, 681, 541	413, 036, 006	5, 694, 100, 381	6	
10, 300	3, 315	8, 807	31, 617	1, 904, 465	150, 879	1, 305, 852	43, 118	598, 613	1, 417, 382, 298	78, 512, 583	3, 787, 107, 301	7	
39, 377	37, 134	1, 200	59, 084	1, 689, 754	122, 770	1, 050, 992	31, 332	638, 762	1, 367, 282, 198	85, 099, 114	1, 960, 989, 544	8	
12, 295	1, 651	2, 335	39, 785	799, 562	42, 875	528, 576	12, 991	270, 986	608, 384, 225	119, 250, 248	1, 065, 388, 049	9	
7, 296	4, 108	41, 858	39, 967	3, 053, 848	281, 925	2, 208, 058	46, 825	845, 790	1, 534, 306, 142	108, 457, 585	3, 263, 466, 641	10	
1, 083	20	113, 440	7, 335	490, 382	25, 539	254, 940	15, 855	235, 442	671, 685, 200	8, 876, 369	572, 342, 178	11	
364		57, 053	3, 832	243, 269	17, 845	92, 151	14, 309	151, 118	360, 469, 454	4, 601, 650	175, 081, 759	12	
1, 075	90	14, 547	3, 360	140, 046	12, 301	101, 352	3, 860	38, 694	48, 695, 498	689, 113	104, 785, 221	13	
6, 877	241	66, 865	65, 839	1, 747, 491	209, 764	1, 176, 266	76, 178	571, 225	765, 499, 883	52, 858, 855	1, 467, 581, 365	14	
1, 667	36	10, 766	16, 117	338, 595	54, 257	244, 450	15, 622	94, 145	137, 006, 934	137, 447, 746	378, 447, 746	15	
7, 027	145	19, 456	24, 698	907, 810	113, 009	649, 332	37, 287	258, 478	396, 635, 813	17, 908, 316	687, 273, 702	16	
14, 272	4, 204	63, 798	72, 768	3, 619, 137	520, 469	3, 015, 433	85, 044	603, 704	1, 240, 357, 095	76, 690, 464	6, 583, 291, 081	17	
9, 358	584	2, 665	77, 656	1, 803, 608	221, 976	1, 192, 255	68, 703	611, 853	1, 105, 809, 883	73, 661, 117	1, 615, 519, 131	18	
17, 958	58, 220	3, 732	125, 166	6, 119, 520	410, 349	3, 399, 052	165, 012	2, 720, 468	3, 245, 785, 687	731, 788, 638	4, 750, 969, 855	19	
14, 528	39, 349	3, 584	106, 943	4, 870, 698	347, 724	2, 949, 745	97, 998	1, 920, 953	2, 650, 842, 930	237, 118, 389	3, 603, 401, 107	20	
7, 684	76, 579	2, 574	22, 915	3, 098, 587	173, 389	1, 865, 909	46, 429	1, 232, 678	1, 498, 501, 815	490, 392, 564	1, 514, 752, 668	21	
19, 870	47, 409	2, 527	52, 968	2, 976, 991	335, 782	1, 984, 828	90, 735	992, 163	1, 375, 694, 547	52, 651, 108	2, 364, 470, 135	22	
14, 164	2, 654	23, 828	33, 082	3, 397, 730	291, 946	2, 058, 757	125, 462	1, 338, 973	2, 689, 033, 859	148, 537, 773	2, 500, 563, 789	23	
15, 831	503	54, 735	21, 809	1, 245, 599	124, 495	751, 065	48, 031	497, 534	1, 191, 646, 811	51, 550, 005	899, 341, 404	24	
6, 285	6, 739	32, 254	24, 813	523, 335	54, 615	299, 342	15, 258	223, 993	397, 159, 534	109, 292, 147	410, 962, 694	25	
696	20	120	3, 172	395, 720	43, 433	241, 529	15, 212	154, 191	222, 526, 129	354, 497	460, 977, 065	26	
8, 931	735	35	15, 253	704, 733	99, 617	579, 067	14, 867	125, 666	229, 482, 648	27, 376, 531	727, 009, 431	27	
252	165	75	210	16, 695	3, 004	9, 168	649	7, 527	10, 919, 864		10, 325, 547	28	
677	62	949	30, 549	5, 095	504	21, 291	504	9, 258	11, 274, 887		23, 725, 984	29	
1, 744	430	1, 110	1, 959	156, 027	16, 927	134, 183	1, 531	21, 844	28, 086, 617	807, 106	137, 486, 604	30	
10, 905	4, 568	2, 287	3, 405	276, 770	22, 167	202, 478	5, 984	74, 292	147, 760, 706	19, 208, 531	280, 712, 175	31	
2, 482	111	114	1, 563	120, 259	9, 327	81, 501	4, 186	38, 758	50, 673, 956	3, 356, 572	104, 696, 760	32	
3, 542	16, 022	2, 398	5, 116	1, 023, 302	67, 617	656, 684	15, 135	366, 618	557, 124, 736	26, 789, 449	825, 140, 740	33	
275		1, 150	1, 208	31, 076	5, 964	28, 846	252	2, 230	4, 475, 669	73, 060	39, 634, 034	34	
1, 894	524	21, 645	20, 169	673, 826	50, 992	305, 615	34, 021	368, 211	906, 203, 349	47, 473, 944	591, 023, 232	35	
830	9, 100	108, 035	6, 094	712, 182	25, 401	226, 863	22, 957	485, 319	1, 516, 647, 545	21, 155, 809	586, 742, 696	36	
6, 341	192	146, 860	15, 297	770, 769	128, 035	628, 734	30, 977	142, 035	1, 044, 472, 606	223, 587, 823	1, 500, 830, 801	37	
563	40	25, 390	10, 888	523, 870	60, 198	338, 294	23, 590	185, 576	604, 929, 292	67, 020, 019	932, 458, 075	38	
2, 743	825	12, 059	20, 958	657, 212	70, 220	527, 717	10, 136	129, 495	354, 480, 804	11, 997, 830	967, 505, 240	39	
8, 516	269	150	7, 198	224, 902	18, 381	102, 760	4, 428	122, 142	349, 673, 593	11, 581, 500	146, 068, 803	40	
3, 384	771	97	4, 134	313, 286	29, 709	231, 146	7, 420	82, 140	92, 817, 061	512, 655	266, 937, 193	41	
1, 635	886	685	14, 564	605, 275	54, 707	401, 926	24, 959	203, 349	502, 384, 774	7, 527, 575	2, 282, 276, 613	42	
1, 577	402	8, 025	7, 002	828, 014	52, 748	561, 637	8, 165	266, 377	712, 311, 716	69, 191, 173	1, 067, 563, 185	43	
3, 704	1, 256		5, 917	157, 890	13, 715	111, 143	2, 574	46, 747	109, 868, 747	1, 281, 180	170, 330, 310	44	
2, 481	1, 968		548	161, 282	11, 078	109, 832	3, 721	51, 450	52, 927, 011	8, 359, 996	183, 109, 997	45	
7, 959	4, 977	1, 000	24, 089	414, 296	23, 812	246, 674	8, 556	167, 622	346, 012, 811	29, 931, 680	609, 400, 277	46	
6, 387	10, 278		3, 776	206, 001	19, 271	131, 966	4, 595	74, 035	154, 377, 303	7, 075, 180	198, 934, 832	47	
22, 550	19, 911	200	30, 671	908, 175	68, 609	562, 520	14, 460	345, 655	813, 965, 073	39, 732, 288	969, 544, 438	48	
395	235	10	2, 108	143, 476	6, 229	125, 442	1, 061	18, 034	23, 198, 714	2, 061, 520	573, 743, 059	49	
125	2	35	600	195, 848	6, 094	170, 512	1, 349	25, 336	20, 131, 580	2, 441, 284	135, 540, 683	50	
1, 152	200		5, 117	34, 424	2, 402	22, 366	834	12, 058	15, 176, 330	1, 088, 839	36, 426, 563	51	
489	207	700	2, 860	206, 777	13, 561	78, 036	5, 509	128, 741	177, 357, 079	8, 243, 448	86, 441, 596	52	
1, 010	412		205	13, 031	1, 799	9, 847	196	3, 184	75, 920, 110	1, 033, 705	9, 924, 737	53	
1, 928	395		22, 145	98, 224	3, 519	51, 386	1, 993	46, 838	139, 591, 056	88, 926, 520	113, 612, 917	54	
5, 171	100	750	6, 750	91, 426	8, 327	64, 298	1, 495	27, 128	72, 838, 438	3, 028, 437	86, 730, 923	55	
2, 025	100	840		16, 356	944	6, 689	554	9, 667	84, 170, 918	12, 426, 495	22, 967, 571	56	
676	364	28, 455	20, 597	902, 653	46, 810	531, 585	17, 433	371, 068	720, 791, 670	44, 273, 078	935, 013, 741	57	
660	25	8, 083	276	425, 375	27, 461	248, 280	9, 882	177, 095	269, 408, 812	39, 576, 943	387, 362, 870	58	
5, 960	3, 719	5, 320	19, 094	1, 725, 820	207, 654	1, 428, 193	19, 510	297, 627	544, 105, 660	24, 607, 564	1, 941, 090, 030	59	

TABLE 6.—PRIME MOVERS AND MOTORS BY NUMBER AND RATED CAPACITY, GENERATORS BY KILO AND FOR STATES:

DIVISION OR STATE	Census year	ESTABLISHMENTS		Horsepower installation per 100 wage earners	PRIME MOVERS				
		Total number	Number reporting power equipment		Total horsepower	Steam engines		Steam turbines	
						Number	Horsepower	Number	Horsepower
United States.....	1939	1 184, 230	179, 674	642	21, 239, 195	42, 538	6, 533, 429	12, 631	11, 295, 872
	1929	206, 663	190, 091	491	19, 328, 309	62, 395	9, 157, 755	8, 883	7, 400, 748
GEOGRAPHIC DIVISIONS:									
New England.....	1939	16, 136	15, 733	471	1, 968, 574	2, 316	442, 533	939	897, 233
	1929	18, 048	16, 740	425	2, 417, 152	4, 317	835, 166	966	805, 310
Middle Atlantic.....	1939	56, 291	54, 922	564	5, 080, 350	8, 736	1, 920, 675	2, 966	2, 593, 287
	1929	63, 871	58, 026	457	5, 231, 531	12, 977	2, 720, 702	2, 416	1, 929, 452
East North Central.....	1939	40, 415	39, 825	731	6, 423, 434	8, 707	1, 850, 822	3, 035	3, 850, 708
	1929	45, 445	42, 040	500	5, 645, 240	12, 913	2, 501, 861	2, 238	2, 502, 541
West North Central.....	1939	14, 947	14, 772	607	828, 385	2, 248	306, 201	505	319, 594
	1929	17, 240	16, 124	487	838, 645	3, 957	425, 608	529	254, 909
South Atlantic.....	1939	17, 317	16, 666	575	2, 759, 673	5, 703	614, 421	1, 362	1, 462, 032
	1929	20, 358	18, 531	473	1, 910, 949	10, 958	905, 274	768	701, 241
East South Central.....	1939	7, 275	6, 962	672	1, 093, 164	3, 410	414, 135	553	585, 951
	1929	9, 643	9, 189	556	953, 631	6, 299	588, 149	396	315, 332
West South Central.....	1939	10, 021	9, 804	950	1, 433, 406	7, 370	520, 792	1, 885	606, 466
	1929	10, 208	9, 582	624	958, 929	5, 779	545, 482	508	296, 161
Mountain.....	1939	4, 011	3, 869	1, 554	530, 589	1, 076	178, 632	260	299, 775
	1929	4, 126	3, 803	1, 032	455, 211	1, 360	236, 185	299	189, 568
Pacific.....	1939	17, 817	17, 121	800	1, 121, 620	2, 972	285, 218	1, 116	680, 826
	1929	17, 724	16, 056	604	916, 721	3, 835	399, 328	793	415, 234
NEW ENGLAND:									
Maine.....	1939	1, 210	1, 138	920	430, 291	348	59, 400	97	87, 913
	1929	1, 538	1, 444	978	509, 855	682	102, 953	73	67, 001
New Hampshire.....	1939	806	770	497	184, 444	233	40, 934	53	50, 325
	1929	1, 057	1, 002	617	299, 557	375	65, 137	47	83, 241
Vermont.....	1939	717	703	776	67, 128	204	18, 935	18	8, 862
	1929	911	870	606	80, 308	278	30, 009	15	8, 953
Massachusetts.....	1939	9, 007	8, 803	429	801, 612	999	197, 428	488	466, 533
	1929	9, 771	8, 933	369	953, 841	2, 002	405, 267	548	394, 854
Rhode Island.....	1939	1, 460	1, 439	348	125, 465	152	32, 415	92	70, 122
	1929	1, 692	1, 587	365	196, 360	253	82, 918	81	81, 221
Connecticut.....	1939	2, 936	2, 880	432	359, 634	380	93, 341	191	213, 478
	1929	3, 079	2, 904	358	377, 231	727	148, 862	202	170, 040
MIDDLE ATLANTIC:									
New York.....	1939	34, 506	33, 503	435	1, 144, 920	3, 011	351, 988	880	514, 310
	1929	39, 016	34, 958	358	1, 251, 177	4, 021	560, 960	668	404, 362
New Jersey.....	1939	7, 984	7, 866	456	782, 768	1, 210	201, 680	628	550, 538
	1929	8, 285	7, 662	366	754, 438	2, 066	332, 724	522	386, 887
Pennsylvania.....	1939	13, 801	13, 533	763	3, 152, 062	4, 515	1, 367, 007	1, 449	1, 528, 439
	1929	16, 570	15, 406	608	3, 226, 216	6, 890	1, 827, 009	1, 226	1, 138, 203
EAST NORTH CENTRAL:									
Ohio.....	1939	10, 070	9, 933	835	2, 044, 250	2, 175	733, 794	777	1, 177, 012
	1929	11, 602	10, 878	597	2, 067, 421	3, 560	1, 018, 909	740	915, 648
Indiana.....	1939	4, 337	4, 290	1, 016	954, 444	1, 203	176, 010	348	591, 050
	1929	4, 919	4, 691	606	864, 900	1, 554	243, 640	271	451, 809
Illinois.....	1939	12, 980	12, 795	540	1, 236, 931	2, 370	444, 746	641	612, 182
	1929	15, 052	13, 589	403	1, 143, 639	2, 770	621, 110	526	411, 768
Michigan.....	1939	6, 311	6, 155	709	1, 637, 556	1, 380	287, 352	960	1, 270, 549
	1929	6, 549	6, 167	439	966, 127	1, 765	321, 695	408	585, 391
Wisconsin.....	1939	6, 717	6, 652	650	550, 253	1, 579	208, 890	309	199, 615
	1929	7, 323	6, 715	476	603, 153	2, 964	296, 507	293	137, 923
WEST NORTH CENTRAL:									
Minnesota.....	1939	4, 008	3, 956	749	292, 571	615	80, 304	116	106, 425
	1929	4, 206	3, 903	630	305, 660	1, 055	105, 034	226	103, 318
Iowa.....	1939	2, 670	2, 653	532	105, 659	248	40, 828	51	59, 199
	1929	3, 178	2, 998	481	130, 836	520	64, 549	71	60, 277
Missouri.....	1939	4, 796	4, 713	440	207, 205	658	96, 143	110	80, 226
	1929	5, 627	5, 232	356	193, 668	1, 370	144, 216	108	34, 401
North Dakota.....	1939	350	350	767	11, 070	22	3, 591	20	5, 420
	1929	346	332	643	9, 997	51	4, 892	11	4, 310
South Dakota.....	1939	468	464	614	12, 724	44	6, 282	8	3, 300
	1929	588	558	520	12, 504	89	8, 324	9	2, 681
Nehraska.....	1939	1, 161	1, 152	961	46, 610	129	29, 968	13	8, 060
	1929	1, 440	1, 344	600	51, 212	264	37, 566	31	7, 830
Kansas.....	1939	1, 494	1, 484	1, 123	152, 546	532	49, 085	187	56, 964
	1929	1, 855	1, 757	722	134, 768	599	61, 187	73	42, 092
SOUTH ATLANTIC:									
Delaware.....	1939	429	426	665	54, 061	118	16, 726	26	29, 262
	1929	450	423	510	55, 964	246	26, 757	34	24, 275
Maryland.....	1939	2, 893	2, 801	662	280, 668	536	53, 332	360	185, 773
	1929	3, 175	2, 929	509	280, 998	1, 403	85, 031	99	112, 395
District of Columbia.....	1939	497	492	481	9, 049	32	3, 810	3	2, 110
	1929	535	423	458	8, 920	42	5, 241	4	1, 780
Virginia.....	1939	2, 579	2, 483	643	553, 561	1, 115	152, 019	312	337, 402
	1929	3, 185	2, 976	570	372, 048	2, 003	142, 684	156	183, 542
West Virginia.....	1939	1, 130	1, 077	1, 089	588, 958	426	58, 432	371	338, 573
	1929	1, 427	1, 348	740	309, 521	794	113, 455	232	160, 515
North Carolina.....	1939	3, 225	3, 078	421	506, 508	1, 158	116, 172	108	140, 346
	1929	3, 731	3, 624	403	313, 291	2, 250	180, 895	91	88, 280
South Carolina.....	1939	1, 331	1, 247	510	306, 575	584	71, 663	68	188, 863
	1929	1, 630	1, 554	489	232, 556	1, 195	133, 865	58	61, 595
Georgia.....	1939	3, 150	3, 037	509	273, 159	946	83, 140	62	139, 886
	1929	4, 090	3, 522	402	240, 701	2, 171	150, 749	65	49, 178
Florida.....	1939	2, 083	2, 025	560	187, 134	788	59, 127	52	99, 817
	1929	2, 135	1, 732	280	96, 950	854	66, 567	29	19, 681

¹No power equipment for the "Logging camps and logging contractors (not operating mills)" industry was tabulated but the number of establishments is included here.

POWER EQUIPMENT AND ENERGY CONSUMPTION

WATT RATING, AND ELECTRIC ENERGY PURCHASED (KILOWATT HOURS), FOR GEOGRAPHIC DIVISIONS, 1939 AND 1929

PRIME MOVERS—continued				Kilowatt rating of generators	Total horsepower	ELECTRIC MOTORS				Purchased electric energy (kilowatt-hours)	
All types of internal-combustion engines		Hydroturbines and water wheels				Driven by purchased energy		Driven by plant energy			
Number	Horsepower	Number	Horsepower			Number	Horsepower	Number	Horsepower		
15,589	1,806,225	3,854	1,603,689	9,658,828	45,291,319	4,138,287	29,213,085	1,224,478	16,078,234	45,040,074,557	1
10,991	1,203,303	6,511	1,557,503	7,591,999	33,844,131	2,655,142	21,793,762	829,959	12,050,369	36,426,624,736	2
788	56,004	1,507	572,804	1,045,303	3,867,593	432,715	2,518,491	163,111	1,349,102	3,385,513,971	3
591	34,383	2,542	742,293	1,001,182	3,505,579	295,331	2,181,393	139,614	1,324,186	3,053,131,828	4
2,309	376,571	834	189,817	2,077,345	11,542,265	1,152,794	7,606,740	318,759	3,935,525	12,949,780,067	5
2,304	333,494	1,434	248,183	1,900,457	9,441,736	795,936	5,954,777	248,261	3,486,959	11,155,574,232	6
2,811	552,368	564	109,536	3,130,324	15,592,605	1,273,336	9,610,304	408,655	5,982,301	10,882,529,103	7
2,124	401,846	1,007	238,992	2,529,733	10,775,346	795,763	6,529,907	257,062	4,245,439	8,969,067,018	8
1,377	121,752	150	80,838	372,094	2,103,829	244,858	1,487,058	54,005	616,771	2,051,199,500	9
1,836	73,650	237	84,478	362,802	1,661,115	156,140	1,199,231	33,843	461,884	1,774,595,705	10
2,379	197,957	541	485,263	1,433,118	4,737,398	436,135	2,897,014	145,682	1,840,384	5,694,100,381	11
1,802	150,872	884	153,562	723,543	3,162,022	246,874	2,140,297	71,872	1,021,725	4,432,610,341	12
1,280	78,532	91	14,546	402,845	1,904,465	150,879	1,305,852	43,118	598,613	3,787,107,301	13
1,168	40,054	138	10,096	287,944	1,337,888	91,303	959,632	26,128	378,256	2,032,115,436	14
2,892	304,618	10	1,530	458,217	1,689,754	122,770	1,050,992	31,332	638,762	1,960,989,544	15
1,210	116,496	15	790	273,919	1,072,269	68,908	710,792	15,405	361,477	1,218,312,856	16
620	46,822	51	5,360	226,342	799,562	42,875	528,576	12,991	270,986	1,065,388,049	17
332	22,072	65	7,386	174,521	651,260	30,146	415,103	9,542	236,157	1,199,992,518	18
1,173	71,601	106	83,975	513,240	3,053,848	281,925	2,208,058	46,825	845,790	3,263,466,641	19
584	30,436	189	71,723	337,898	2,236,916	174,741	1,702,630	28,232	534,286	2,591,224,802	20
103	5,519	414	277,459	182,035	490,382	25,539	254,940	15,855	235,442	572,342,178	21
95	2,217	668	337,684	151,586	366,490	14,780	163,418	11,671	203,072	325,768,618	22
71	4,037	212	89,128	108,629	243,269	17,845	92,151	14,309	151,118	175,081,759	23
77	7,739	418	143,420	149,846	242,101	13,770	99,771	12,906	142,330	360,009,674	24
77	5,211	124	34,060	25,481	140,046	12,301	101,352	3,860	38,694	104,785,221	25
38	2,437	241	38,909	31,510	121,354	8,453	80,364	4,146	40,990	64,962,255	26
315	22,412	426	115,239	447,323	1,747,491	209,764	1,176,266	76,178	571,225	1,467,581,365	27
252	9,645	715	144,075	431,274	1,692,979	153,149	1,063,852	66,322	629,127	1,384,690,826	28
42	3,761	101	19,167	75,874	338,595	54,257	244,450	15,622	94,145	378,447,746	29
20	6,825	157	25,396	86,857	346,271	37,052	259,590	15,737	86,684	299,454,748	30
180	15,064	230	37,751	205,961	907,810	113,009	649,332	37,287	258,478	687,275,702	31
109	5,520	343	52,809	150,109	736,381	68,127	514,398	28,832	221,983	618,245,707	32
744	109,451	497	169,171	501,134	3,619,137	520,469	3,015,433	85,044	603,704	6,583,291,081	33
659	73,294	828	210,556	450,387	3,231,194	364,788	2,550,349	61,091	680,845	6,712,831,584	34
306	25,087	52	5,463	436,865	1,803,608	221,976	1,192,255	68,703	111,353	1,615,519,131	35
317	20,113	78	14,714	469,204	1,355,755	124,917	828,832	53,901	526,923	1,042,118,289	36
1,259	242,033	285	15,183	1,139,346	6,119,520	410,349	3,399,052	165,012	2,720,468	4,750,969,855	37
1,328	238,091	528	22,913	980,866	4,854,787	306,231	2,575,596	133,269	2,279,191	3,400,624,359	38
776	126,088	54	7,356	890,509	4,870,698	347,724	2,949,745	97,998	1,920,953	3,603,401,107	39
808	119,069	172	13,795	822,683	3,666,873	221,121	2,185,172	69,717	1,481,701	3,019,349,965	40
430	181,804	51	5,580	474,717	3,098,587	173,389	1,865,909	46,429	1,232,678	1,514,752,668	41
246	163,131	58	6,320	455,409	1,807,353	105,684	937,626	30,662	869,727	1,027,318,504	42
780	173,138	46	6,865	549,996	2,976,991	335,782	1,984,828	90,735	992,163	2,364,470,135	43
392	99,360	99	11,401	471,049	2,311,622	202,185	1,491,306	60,889	820,316	2,012,886,337	44
358	40,623	130	38,702	919,159	3,397,730	291,946	2,058,757	125,462	1,338,973	2,500,563,789	45
196	10,975	183	48,066	531,861	1,966,416	191,319	1,310,631	58,032	655,755	1,991,599,427	46
467	30,715	283	111,033	295,943	1,248,599	124,495	751,065	48,031	497,534	899,341,404	47
482	9,311	495	159,410	248,731	1,023,082	75,454	605,172	37,762	417,910	917,912,785	48
218	31,384	95	74,458	135,811	523,335	54,615	299,342	15,258	223,998	410,962,694	49
142	20,258	111	77,050	142,509	415,914	36,033	264,289	9,265	371,225,072	371,225,072	50
117	5,192	8	440	57,133	395,720	43,433	241,529	15,212	154,191	460,977,065	51
103	4,775	23	1,195	308,770	71,397	30,378	206,576	7,666	102,194	380,862,737	52
390	30,323	16	513	97,204	704,733	99,617	579,067	14,867	125,666	727,009,431	53
269	13,442	57	1,609	576,430	50,878	58,187	473,727	10,769	102,703	657,574,959	54
29	1,934	2	125	5,043	16,695	3,004	9,168	649	7,527	10,325,547	55
18	935	2	60	2,858	12,203	1,961	6,931	351	5,272	9,301,919	56
90	3,142			5,350	30,519	5,095	21,291	504	9,258	23,725,984	57
37	1,277	4	222	5,140	24,730	3,225	17,029	351	7,701	16,237,639	58
161	6,650	15	1,932	16,995	156,027	16,927	134,183	1,531	21,844	137,486,604	59
92	3,929	23	1,887	16,622	111,690	11,447	87,904	1,825	23,786	121,017,729	60
332	43,127	14	3,370	54,558	276,770	22,167	202,478	5,984	74,292	280,712,175	61
215	29,034	17	2,455	53,398	211,378	14,909	142,775	3,616	68,603	218,375,650	62
98	6,440	30	1,633	27,883	120,259	9,327	81,501	4,186	38,758	104,696,760	63
43	2,295	43	2,607	23,936	98,072	4,741	53,586	2,206	44,486	66,056,567	64
225	37,489	25	4,074	133,139	1,023,302	67,617	656,684	15,135	366,618	825,140,740	65
230	79,797	40	3,775	114,778	638,821	36,081	341,261	9,997	297,560	439,065,594	66
35	1,782	3	1,347	3,133	31,076	5,964	28,846	252	2,230	39,634,034	67
20	379	4	1,520	2,925	31,826	4,219	28,680	375	3,146	39,363,882	68
382	22,823	189	41,317	280,066	673,826	50,992	305,615	34,021	368,211	591,023,232	69
230	9,038	332	36,784	184,358	429,179	25,004	232,768	22,873	196,411	386,059,594	70
187	39,653	21	152,300	368,840	712,182	25,401	226,803	22,957	485,319	586,742,696	71
193	26,809	26	8,742	135,885	490,737	16,058	246,347	9,506	242,390	555,253,128	72
512	30,659	131	219,331	278,483	770,769	128,035	628,734	30,977	142,035	1,500,830,801	73
271	9,584	271	34,532	610,755	610,755	78,876	512,079	15,905	98,676	1,565,757,915	74
165	8,526	71	37,523	109,685	349,240	60,198	338,294	23,590	185,576	932,458,075	75
83	2,000	75	35,096	76,665	657,212	32,517	288,762	6,237	60,478	657,839,836	76
417	22,675	68	27,458	106,682	67,911	70,220	527,717	10,136	129,495	967,505,240	77
469	10,268	93	30,506	87,911	412,191	39,055	363,415	3,306	48,776	631,129,525	78
358	27,910	3	280	85,207	224,902	18,381	102,760	4,428			

TABLE 6.—PRIME MOVERS AND MOTORS BY NUMBER AND RATED CAPACITY, GENERATORS BY KILOWATT STATES: 1939

	DIVISION OR STATE	Census year	ESTABLISHMENTS		Horsepower installation per 100 wage earners	PRIME MOVERS				
			Total number	Number reporting power equipment		Total horsepower	Steam engines		Steam turbines	
							Number	Horsepower	Number	Horsepower
1	EAST SOUTH CENTRAL:									
2	Kentucky.....	1939	1,640	1,601	648	175,571	726	77,672	136	77,047
3		1929	2,188	2,078	505	112,594	1,109	79,874	51	26,681
4	Tennessee.....	1939	2,289	2,225	520	283,402	799	94,489	155	172,102
5		1929	2,796	2,655	487	253,012	1,622	152,584	130	87,601
6	Alabama.....	1939	2,052	1,899	888	472,249	1,095	163,918	194	276,765
7		1929	2,789	2,643	686	392,899	1,951	221,060	156	153,476
8	Mississippi.....	1939	1,294	1,237	593	161,942	790	78,056	63	60,037
		1929	1,870	1,813	493	195,126	1,587	134,631	59	47,574
9	WEST SOUTH CENTRAL:									
10	Arkansas.....	1939	1,178	1,116	667	129,835	630	67,639	71	41,404
11		1929	1,697	1,630	527	132,241	1,509	99,111	54	23,710
12	Louisiana.....	1939	1,861	1,823	933	415,088	2,130	203,740	539	162,134
13		1929	1,910	1,752	574	346,194	2,043	218,493	186	107,897
14	Oklahoma.....	1939	1,606	1,586	957	136,971	180	32,768	94	41,980
15		1929	1,610	1,543	740	114,397	492	47,083	94	39,380
16	Texas.....	1939	5,376	5,279	1,039	751,512	4,430	216,645	1,191	360,948
		1929	4,991	4,657	662	366,097	1,735	180,795	174	125,174
17	MOUNTAIN:									
18	Montana.....	1939	585	570	1,813	35,479	180	13,743	25	16,440
19		1929	553	503	1,638	33,116	148	19,689	15	9,006
20	Idaho.....	1939	549	511	2,137	47,658	208	32,039	19	13,920
21		1929	548	500	668	49,277	204	29,975	33	18,403
22	Wyoming.....	1939	310	278	1,683	36,269	99	9,966	99	21,367
23		1929	233	221	985	28,323	120	9,982	107	15,396
24	Colorado.....	1939	1,298	1,267	1,067	174,841	341	78,129	49	87,705
25		1929	1,495	1,373	775	130,904	465	76,569	47	48,729
26	New Mexico.....	1939	272	258	1,530	39,868	73	6,537	5	27,080
27		1929	237	228	579	10,861	93	8,565		
28	Arizona.....	1939	332	327	2,320	87,821	64	14,932	22	66,502
29		1929	325	293	1,962	132,162	122	52,777	33	72,938
30	Utah.....	1939	560	553	1,167	70,536	105	23,004	37	33,261
31		1929	631	587	855	54,221	199	33,453	30	17,596
32	Nevada.....	1939	105	105	4,099	38,117	6	282	4	33,500
		1929	104	98	2,285	16,347	9	5,175	1	7,500
33	PACIFIC:									
34	Washington.....	1939	3,240	2,980	1,131	408,985	799	100,630	189	264,761
35		1929	3,591	3,183	728	412,657	1,278	188,019	176	205,480
36	Oregon.....	1939	2,248	1,981	896	270,368	834	77,052	128	136,224
37		1929	2,420	2,151	650	205,107	964	82,586	77	73,699
38	California.....	1939	12,329	12,160	650	442,267	1,339	107,536	799	279,841
		1929	11,713	10,722	541	298,957	1,593	128,723	540	136,055

RATING, AND ELECTRIC ENERGY PURCHASED (KILOWATT HOURS), FOR GEOGRAPHIC DIVISIONS, AND FOR
AND 1929—Continued

PRIME MOVERS—continued				Kilowatt rating of generators	ELECTRIC MOTORS				Purchased electric energy (kilowatt hours)		
All types of internal- combustion engines		Hydroturbines and water wheels			Total horsepower	Driven by purchased energy		Driven by plant energy			
Number	Horsepower	Number	Horsepower			Number	Horsepower	Number			Horsepower
258	19,784	15	1,068	62,620	313,286	29,709	231,146	7,420	82,140	266,937,193	1
133	4,836	24	1,203	38,392	252,190	20,161	214,166	3,503	38,024	253,484,009	2
214	13,647	69	3,164	148,563	605,275	54,707	401,926	24,959	203,349	2,282,276,613	3
194	8,832	103	3,995	84,823	443,166	31,311	322,899	15,166	120,267	1,036,529,638	4
420	21,272	6	10,294	138,439	828,014	52,748	561,637	8,165	266,377	1,067,563,185	5
490	13,465	11	4,898	118,270	551,513	35,029	372,697	5,730	178,816	675,162,331	6
388	23,829	1	20	53,223	157,890	13,715	111,143	2,574	46,747	170,330,310	7
351	12,921			46,459	91,019	4,802	49,870	1,729	41,149	66,939,458	8
281	20,792			38,689	161,282	11,078	109,832	3,721	51,450	183,109,997	9
147	9,420			22,448	111,127	7,943	77,907	1,922	33,220	125,931,380	10
571	48,194	3	1,020	126,183	414,296	23,812	246,674	8,556	167,622	609,400,277	11
289	19,704	7	100	92,847	238,197	10,991	124,369	5,221	113,828	249,532,964	12
551	62,223			50,283	206,001	19,271	131,966	4,595	74,035	198,934,832	13
244	27,934			41,996	155,586	11,433	100,658	2,388	54,928	137,672,311	14
1,489	173,409	7	510	243,062	908,175	68,609	562,520	14,460	345,655	969,544,438	15
530	59,438	8	690	116,628	567,359	38,541	407,858	5,874	159,501	705,176,201	16
103	5,247	3	49	13,293	143,476	6,229	125,442	1,061	18,034	573,743,059	17
68	2,465	8	1,956	6,355	164,830	5,470	152,958	494	11,872	812,015,076	18
33	1,489	4	210	14,451	195,848	6,094	170,512	1,349	25,336	135,540,683	19
29	734	4	165	8,312	63,036	3,921	48,119	651	14,917	54,137,785	20
98	4,821	2	115	13,235	34,424	2,402	22,366	834	12,058	36,426,563	21
43	2,782	4	163	8,363	25,439	1,167	11,438	991	14,001	19,016,967	22
128	7,601	12	1,406	67,131	206,777	13,561	78,036	5,509	128,741	86,441,596	23
90	3,458	11	2,148	63,975	182,721	9,699	86,121	4,026	96,600	78,004,319	24
73	6,251			17,185	13,031	1,799	9,847	196	3,184	9,924,737	25
20	2,296			520	6,835	842	6,043	56	792	6,069,276	26
56	6,387			51,398	98,224	3,519	51,386	1,993	46,838	113,612,917	27
40	6,447			65,504	112,949	2,281	43,981	2,052	68,968	128,482,970	28
116	12,218	27	2,053	21,684	91,426	8,327	64,298	1,495	27,128	86,730,923	29
31	718	36	2,454	14,197	83,688	6,128	60,918	1,051	22,770	97,479,204	30
13	2,808	3	1,527	27,965	16,356	944	6,689	554	9,667	22,967,571	31
354	3,172	2	500	7,295	11,762	638	5,525	221	6,237	4,786,921	32
245	10,484	25	33,110	224,924	902,653	46,810	531,585	17,433	371,068	935,013,741	33
147	4,141	50	15,017	174,098	654,353	29,662	378,507	13,462	275,846	769,413,244	34
274	13,846	70	43,246	106,419	425,375	27,461	248,280	9,882	177,095	387,362,870	35
83	2,238	103	46,584	67,182	290,317	17,987	199,306	4,738	91,011	297,839,049	36
654	47,271	11	7,619	181,897	1,725,820	207,654	1,428,193	19,510	297,627	1,941,090,030	37
354	24,057	36	10,122	96,618	1,292,246	127,092	1,124,817	10,032	167,429	1,523,972,509	38

TABLE 7.—PRIME MOVERS AND MOTORS BY NUMBER AND RATED CAPACITY, GENERATORS BY KILOWATT

	INDUSTRIAL AREAS	Horse-power installation per 100 wage earners	PRIME MOVERS						
			Total horsepower of prime movers	Steam engines					
				Number			Horsepower		
				Total	Driving generators	Not driving generators	Total	Driving generators	Not driving generators
1	United States.....	642	21,239,195	42,538	8,192	34,346	8,533,429	2,273,983	4,259,446
2	Industrial areas (33 areas).....	599	9,688,480	12,937	3,330	9,607	2,987,194	1,009,448	1,977,746
	INDUSTRIAL AREAS								
3	New York City-Newark-Jersey City area (Bronx, Kings, New York, Queens, Richmond, and Westchester Counties, N. Y.; Bergen, Essex, Hudson, Middlesex, Passaic, and Union Counties, N. J.)	275	718,258	1,914	540	1,374	234,494	153,279	81,215
4	Chicago area (Cook, Dupage, Kane, Lake, and Will Counties, Ill.; Lake County, Ind.)	658	1,418,316	1,215	359	856	286,654	106,624	180,030
5	Philadelphia-Camden area (Bucks, Chester, Delaware, Montgomery, and Philadelphia Counties, Pa.; Burlington, Camden, and Gloucester Counties, N. J.)	445	520,472	1,377	453	924	232,574	121,098	111,476
6	Detroit area (Oakland and Wayne Counties)	743	989,381	483	51	432	78,133	20,922	57,211
7	Boston area (Essex, Middlesex, Norfolk, and Suffolk Counties)	414	408,468	532	208	324	87,499	54,281	33,218
8	Pittsburgh area (Allegheny, Beaver, Washington, and Westmoreland Counties)	1,424	1,377,627	1,287	176	1,111	547,606	80,080	467,526
9	Providence-Fall River-New Bedford area (Providence County, R. I.; Bristol County, Mass.)	349	156,621	185	86	99	55,346	38,198	17,148
10	Cleveland area (Cuyahoga and Lorain Counties)	726	332,498	310	105	205	121,358	30,813	90,545
11	Bridgeport-New Haven-Waterbury area (Fairfield and New Haven Counties)	460	187,054	168	77	91	44,666	22,397	22,269
12	St. Louis area (St. Louis City and St. Louis County, Mo.; Madison and St. Clair Counties, Ill.)	578	265,213	1,044	204	840	116,526	59,804	56,722
13	Los Angeles area (Los Angeles County)	528	85,450	190	24	166	19,108	6,153	12,955
14	Baltimore area (Baltimore City and Baltimore County)	683	157,852	216	36	180	37,948	13,121	24,827
15	Milwaukee area (Kenosha, Milwaukee, and Racine Counties)	539	128,219	322	177	145	76,922	52,779	24,143
16	Buffalo area (Erie and Niagara Counties)	1,380	201,023	282	41	241	55,453	11,380	44,073
17	Cincinnati area (Butler and Hamilton Counties, Ohio; Campbell and Kenton Counties, Ky.)	716	255,635	282	166	116	82,009	56,371	25,638
18	Worcester area (Worcester County)	525	144,555	181	93	88	39,124	21,493	17,631
19	San Francisco-Oakland area (Alameda, Contra Costa, Marin, San Francisco, and San Mateo Counties)	769	123,133	587	20	567	19,887	3,297	16,590
20	Youngstown area (Mahoning and Trumbull Counties, Ohio; Lawrence and Mercer Counties, Pa.)	1,639	588,618	264	52	212	260,353	22,655	237,698
21	Hartford area (Hartford County)	448	92,699	91	40	51	53,054	16,722	36,332
22	Allentown-Bethlehem area (Lehigh and Northampton Counties)	1,007	355,243	247	46	201	195,936	17,692	178,244
23	Rochester area (Monroe County)	391	72,720	242	43	199	26,203	10,763	15,440
24	Minneapolis-St. Paul area (Dakota, Hennepin, and Ramsey Counties)	519	100,170	140	60	80	30,771	14,770	16,001
25	Wheeling area (Brooks, Hancock, and Ohio Counties, W. Va.; Belmont, Columbiana, and Jefferson Counties, Ohio)	1,024	234,380	170	37	133	125,467	11,200	114,267
26	Reading area (Berks County)	294	18,778	93	16	82	9,322	5,616	3,706
27	Akron area (Summit County)	1,057	234,617	161	19	142	25,749	4,555	21,194
28	Dayton area (Montgomery County)	453	35,599	55	10	45	8,173	3,328	4,845
29	Indianapolis area (Marion County)	503	31,917	72	35	37	13,901	8,490	5,411
30	Kansas City area (Clay and Jackson Counties, Mo.; Wyandotte County, Kans.)	638	62,281	83	37	46	24,855	14,318	10,537
31	Seattle-Tacoma area (King and Pierce Counties)	796	60,660	119	7	112	16,019	2,385	13,634
32	Springfield-Holyoke area (Hampden County)	704	104,526	104	31	73	16,369	8,777	7,592
33	Albany-Schenectady-Troy area (Albany, Rensselaer, and Schenectady Counties)	593	85,808	154	20	134	18,422	5,295	13,127
34	Scranton-Wilkes-Barre area (Lackawanna and Luzerne Counties)	246	16,489	88	38	50	8,045	4,633	3,412
35	Toledo area (Lucas County)	818	94,200	274	23	251	19,248	6,159	13,089

POWER EQUIPMENT AND ENERGY CONSUMPTION

RATING, AND ELECTRIC ENERGY CONSUMED (KILOWATT HOURS), IN DETAIL, FOR INDUSTRIAL AREAS: 1939

PRIME MOVERS—continued																		
Steam turbines						Diesel and semi-Diesel engines						Other internal-combustion engines						
Number			Horsepower			Number			Horsepower			Number			Horsepower			
Total	Driving generators	Not driving generators	Total	Driving generators	Not driving generators	Total	Driving generators	Not driving generators	Total	Driving generators	Not driving generators	Total	Driving generators	Not driving generators	Total	Driving generators	Not driving generators	
12,631	3,902	8,729	11,295,872	9,559,089	1,736,783	5,311	2,409	2,902	630,181	426,779	203,402	10,278	1,457	8,821	1,176,044	478,218	697,826	1
5,625	1,631	3,994	5,762,656	4,680,396	1,082,260	886	597	289	143,596	119,483	24,113	2,171	443	1,728	626,874	310,067	316,807	2
552	253	299	443,306	389,260	54,046	170	122	48	33,471	29,122	4,349	169	18	151	6,615	1,124	5,491	3
512	160	352	831,368	629,951	201,417	89	68	21	16,772	14,625	2,147	305	66	239	281,361	173,783	107,578	4
461	143	318	263,259	219,927	43,332	93	59	34	12,504	10,584	1,920	151	5	146	10,557	520	10,037	5
609	81	528	892,579	788,591	103,988	27	18	9	10,236	9,190	1,046	100	30	70	6,682	2,165	4,517	6
298	123	175	274,326	226,507	47,819	68	41	27	7,132	5,329	1,803	83	6	77	4,041	207	3,834	7
577	104	473	757,589	536,133	221,456	19	9	10	2,350	1,305	1,045	154	77	77	69,179	35,948	33,231	8
100	75	25	87,605	85,625	1,980	20	18	2	1,919	1,774	145	21	4	17	835	70	765	9
97	30	67	183,867	147,440	36,427	11	8	3	2,250	1,660	590	30	21	9	24,323	24,125	198	10
89	76	13	133,552	132,416	1,136	40	33	7	4,391	3,948	443	34	5	29	866	70	796	11
183	45	138	132,222	121,433	10,789	29	15	14	7,005	5,400	1,605	171	2	169	9,280	720	8,560	12
371	23	348	47,508	17,532	29,976	16	13	3	1,370	740	630	259	51	208	17,436	3,301	14,135	13
145	17	128	87,028	53,048	33,980	31	15	16	5,142	3,625	1,517	60	8	52	26,239	24,043	2,196	14
50	26	24	47,197	44,774	2,423	9	6	3	3,415	3,190	225	9	5	4	685	400	285	15
253	33	220	98,577	72,070	26,507	4	2	2	650	500	150	58	4	54	46,298	90	46,208	16
117	46	71	167,605	115,286	52,319	12	6	6	1,280	740	540	35	9	26	1,353	463	890	17
57	49	8	86,140	83,435	2,705	32	20	12	3,196	2,212	984	31	3	28	2,064	117	1,947	18
274	35	239	97,137	69,719	27,418	14	2	12	625	90	535	91	8	83	5,484	219	5,265	19
154	37	117	308,898	207,867	101,031	15	13	2	4,460	4,180	280	47	10	37	14,802	463	14,339	20
40	26	14	29,430	27,584	1,846	15	10	5	1,549	1,385	164	9	2	7	222	60	162	21
31	21	10	104,788	103,919	869	33	31	2	3,923	3,873	50	52	7	45	79,718	35,000	44,718	22
71	20	51	45,111	36,751	8,360	7	2	5	812	307	505	8	1	7	344	50	294	23
50	19	31	35,338	30,144	5,194	12	10	2	3,880	3,765	115	9	2	7	1,206	870	336	24
51	25	26	102,042	99,391	2,651	15	12	3	1,915	1,555	360	48	30	18	4,941	3,901	1,040	25
7	2	5	8,000	1,950	6,050	11	3	8	892	350	542	10	1	9	126	5	121	26
97	34	63	205,799	193,904	11,895	3	2	1	670	620	50	23	6	17	1,624	715	909	27
22	13	9	26,691	26,131	560	2	1	1	440	330	110	2	-----	2	75	-----	75	28
19	11	8	13,739	12,862	877	13	11	2	4,042	3,897	145	1	-----	1	150	-----	150	29
63	12	51	33,519	28,970	4,549	30	18	12	2,743	2,072	671	34	10	24	1,164	478	686	30
42	27	15	42,213	40,625	1,588	6	-----	6	633	-----	633	36	3	33	1,545	240	1,305	31
46	26	20	37,816	36,087	1,729	16	13	3	1,625	1,510	115	15	1	14	371	15	356	32
69	18	51	62,907	57,599	5,308	6	5	1	555	530	25	63	43	20	1,226	485	741	33
14	12	2	7,509	7,412	97	6	4	2	542	440	102	11	1	10	308	40	268	34
104	9	95	67,991	36,053	31,938	12	7	5	1,207	635	572	42	4	38	5,754	380	5,374	35

RATING, AND ELECTRIC ENERGY CONSUMED (KILOWATT HOURS), IN DETAIL, FOR INDUSTRIAL AREAS:
Continued

Total kilowatt rating	GENERATORS (KILOWATT RATING)						Total horsepower	ELECTRIC MOTORS				ELECTRIC ENERGY (KILOWATT HOURS)			
	Driven by					Ordinarily idle (included in total kilowatt rating)		Driven by purchased energy		Driven by plant energy		Generated in plant	Sold	Purchased	
	Steam engines	Steam turbines	Diesel and semi-Diesel engines	Other internal combustion engines	Hydro-turbines and water wheels			Number	Horse-power	Number	Horse-power				
9,658,828	1,484,945	6,752,685	257,702	316,044	847,452	943,133	45,291,319	4,138,287	29,213,085	1,224,478	16,078,234	28,750,912,258	2,921,964,758	45,040,074,557	1
4,368,256	672,582	3,300,651	69,485	229,983	95,555	436,799	24,655,241	2,325,075	16,156,115	615,734	8,499,126	11,659,598,772	1,661,225,575	21,403,344,030	2
382,942	99,372	271,829	10,974	747	20	64,185	2,165,594	426,657	1,620,101	67,020	545,493	927,324,612	25,602,267	1,882,522,623	3
644,465	74,685	436,405	9,379	123,236	760	37,851	3,362,978	272,005	1,763,629	69,625	1,509,349	2,002,308,109	534,429,591	2,138,404,457	4
241,763	79,997	154,528	6,570	302	366	38,382	1,408,389	146,255	911,709	49,367	496,680	604,519,482	19,165,973	1,351,405,449	5
555,949	13,637	532,993	6,220	1,835	1,264	9,565	2,183,298	162,780	1,323,299	81,100	859,999	1,505,243,852	40,310,478	1,238,622,351	6
225,914	36,860	164,007	3,455	93	21,499	36,570	895,694	103,844	573,832	40,987	321,862	451,610,274	39,982,135	571,763,297	7
453,197	53,417	373,381	879	25,095	425	32,988	2,580,420	83,375	1,354,356	51,830	1,235,064	1,351,395,591	576,337,154	1,812,159,909	8
90,516	20,295	62,333	1,215	40	6,633	24,559	481,934	73,908	376,786	19,059	105,148	164,771,677	7,538,067	581,742,297	9
141,765	20,241	103,880	1,161	16,083	400	15,855	1,027,117	99,138	688,144	10,371	338,973	401,931,400	3,889,618	779,600,748	10
111,961	15,545	92,408	2,128	39	1,841	14,418	555,122	63,441	403,984	19,462	151,138	236,260,057	7,798,885	427,908,985	11
127,346	36,602	86,955	3,389	400	-----	9,041	634,618	69,355	467,422	14,911	167,196	306,331,119	27,510,378	577,701,473	12
19,260	3,872	12,612	490	2,286	-----	1,159	615,940	93,840	582,115	2,743	33,825	70,434,491	387,890	797,846,071	13
67,041	8,063	39,423	2,384	16,022	1,149	4,084	830,662	52,357	564,325	10,246	266,337	407,198,815	19,475,363	641,440,234	14
72,449	37,205	32,705	2,304	235	-----	3,676	578,190	61,020	401,803	22,136	176,387	134,237,640	2,880,252	416,034,467	15
57,364	7,362	49,507	425	70	-----	11,050	1,085,576	75,758	1,058,963	2,410	26,613	230,336,789	3,372,507	2,965,228,119	16
154,144	40,295	110,755	487	312	2,295	16,927	607,495	43,429	370,226	20,057	237,269	408,567,680	13,818,049	316,413,755	17
83,140	14,550	59,748	1,517	61	7,264	7,177	338,833	36,812	266,564	12,326	72,269	91,378,213	1,404,147	281,197,296	18
48,025	2,242	45,622	46	115	-----	4,893	545,043	64,802	464,190	5,374	80,853	147,608,198	3,130,457	615,941,669	19
176,731	15,726	141,125	2,646	17,234	-----	21,013	1,120,997	29,247	604,803	15,885	516,194	354,712,340	123,808,875	662,450,920	20
34,876	10,485	19,470	817	42	4,062	3,962	216,141	35,442	186,048	4,827	30,093	50,285,423	6,777,767	191,426,720	21
113,889	13,557	77,013	2,319	21,000	-----	15,980	494,988	23,610	172,080	13,645	322,908	294,000,589	12,533,834	408,574,801	22
31,913	7,166	24,450	200	31	66	3,327	171,975	29,439	127,792	11,177	44,183	108,725,040	37,077,380	164,812,119	23
52,459	9,460	23,520	2,572	600	16,307	13,100	214,684	30,857	152,096	7,590	62,588	150,139,313	59,753,823	182,562,764	24
87,103	8,565	75,050	934	2,554	-----	3,546	486,964	15,078	211,060	8,776	275,904	338,384,602	15,690,925	291,172,538	25
4,666	3,134	1,300	229	3	-----	310	107,331	19,050	100,499	1,678	6,832	6,372,833	2,454,364	142,317,292	26
137,856	3,050	133,125	600	594	487	21,335	411,676	18,516	189,843	15,834	221,833	435,254,484	5,522,248	237,819,430	27
22,069	2,429	19,415	225	-----	-----	5,150	177,243	27,428	142,754	3,785	34,489	48,348,864	-----	183,465,207	28
18,111	5,560	9,426	3,125	-----	-----	860	180,155	26,719	163,298	3,313	16,857	24,656,425	521,960	191,859,952	29
33,092	10,752	20,975	1,088	277	-----	6,488	221,158	23,051	182,404	5,194	38,754	73,186,635	75,993	267,825,019	30
29,414	1,620	27,500	-----	134	160	275	286,729	24,136	232,619	2,873	54,110	51,839,900	1,824,855	401,879,636	31
61,839	6,122	25,273	900	12	29,532	5,986	213,634	22,385	152,191	7,581	61,443	85,063,127	5,481,021	160,779,219	32
47,156	3,400	42,290	135	306	1,025	1,592	189,276	23,550	129,719	10,890	59,557	83,700,828	148,070	230,012,517	33
8,373	2,991	5,085	272	25	-----	175	71,917	20,675	60,858	1,884	11,059	12,746,639	-----	104,159,685	34
31,468	4,325	26,543	400	200	-----	1,320	184,470	27,116	156,603	1,778	27,867	106,723,731	62,521,249	186,293,011	35

CENSUS OF MANUFACTURES: 1939

TABLE 8.—PRIME MOVERS AND MOTORS BY NUMBER AND RATED CAPACITY AND ELECTRIC

[As certain industries canvassed in earlier censuses were not included in 1939, the United States and industrial area figures for 1929 have been adjusted by subtracting the walnuts, and other nuts, processed or shelled; Flax and hemp, dressed;

1 2 3 4 5 6 7 8 9 10 11 12 13 14 15 16 17 18 19 20 21 22 23 24 25 26 27 28 29 30 31 32 33 34 35 36 37 38 39 40 41 42 43 44 45 46 47 48 49 50 51 52 53 54 55 56 57 58 59 60 61 62 63 64 65 66 67 68 69 70	AREA	Census year	Horsepower installation per 100 wage earners	PRIME MOVERS				
				Total horsepower of prime movers	Steam engines		Steam turbines	
					Number	Horsepower	Number	Horsepower
	United States	1939	642	21,239,195	42,538	6,533,429	12,631	11,295,872
		1929	491	19,325,309	62,395	9,157,755	8,883	7,409,748
	Industrial areas (33 areas)	1939	599	9,685,480	12,937	2,987,194	5,625	5,762,656
		1929	450	9,418,224	18,965	4,415,230	4,558	4,061,807
	New York City-Newark-Jersey City area	1939	275	718,258	1,914	234,494	552	443,306
		1929	230	737,902	2,599	379,563	501	329,608
	Chicago area	1939	658	1,418,316	1,215	286,654	512	831,368
		1929	499	1,245,721	1,688	467,403	369	527,971
	Philadelphia-Camden area	1939	445	520,472	1,377	232,574	461	263,259
		1929	359	566,857	1,993	305,500	414	227,450
	Detroit area	1939	743	989,381	483	78,133	609	892,579
		1929	415	441,314	470	88,238	176	349,056
	Boston area	1939	413	408,468	532	87,499	298	274,326
		1929	322	449,044	1,049	157,428	228	249,594
	Pittsburgh area	1939	1,424	1,377,627	1,287	547,606	577	757,589
		1929	943	1,350,272	2,047	735,349	476	544,433
	Providence-Fall River- New Bedford area	1939	349	156,621	185	55,346	100	87,605
		1929	402	329,959	425	176,728	242	129,060
	Cleveland area	1939	726	332,498	310	121,358	97	183,867
		1929	567	480,880	524	207,171	166	235,283
	Bridgeport-New Haven-Waterbury area	1939	460	187,054	168	44,666	89	133,552
		1929	368	184,941	304	70,601	113	105,819
	St. Louis area	1939	578	265,213	1,044	116,526	183	132,222
		1929	411	247,833	719	137,781	179	102,599
	Los Angeles area	1939	528	85,450	190	19,108	371	47,508
		1929	476	75,630	709	31,879	261	30,252
	Baltimore area	1939	683	157,852	216	37,948	145	87,028
		1929	505	200,668	796	54,628	73	70,069
	Milwaukee area	1939	539	128,219	322	76,922	50	47,197
		1929	374	166,071	442	109,886	61	52,314
	Buffalo area	1939	1,380	201,023	282	55,453	253	98,577
		1929	974	239,556	526	125,347	156	75,771
	Cincinnati area	1939	716	255,635	282	82,009	117	167,605
		1929	428	188,003	460	112,819	84	67,951
	Worcester area	1939	525	144,555	181	39,124	57	86,140
		1929	367	104,751	303	57,624	38	24,440
	San Francisco area	1939	769	123,133	587	19,887	274	97,137
		1929	531	50,714	279	122,089	179	26,460
	Youngstown area	1939	1,639	588,618	264	260,353	154	308,898
		1929	1,538	718,696	773	416,600	216	251,352
	Hartford area	1939	448	92,699	91	53,054	40	29,430
		1929	311	61,590	99	26,072	33	24,824
	Allentown-Bethlehem area	1939	1,007	385,243	247	195,936	31	104,788
		1929	982	413,325	417	240,476	67	98,359
	Rochester area	1939	391	72,720	242	26,203	71	45,111
		1929	215	48,490	178	27,127	23	19,455
	Minneapolis-St. Paul area	1939	519	100,170	140	30,771	50	35,338
		1929	497	140,225	262	50,953	100	44,694
	Wheeling area	1939	1,024	234,380	170	125,467	51	102,042
		1929	982	265,305	308	161,631	52	96,690
	Reading area	1939	294	18,778	98	9,322	7	8,000
		1929	255	42,901	180	34,872	12	6,390
	Akron area	1939	1,057	234,617	161	25,749	97	205,799
		1929	482	172,215	185	30,408	86	139,327
	Dayton area	1939	453	35,599	55	8,173	22	26,691
		1929	277	33,224	73	10,716	16	22,006
	Indianapolis area	1939	503	31,917	72	13,901	19	13,739
		1929	298	28,046	139	21,183	15	6,269
	Kansas City area	1939	638	62,281	83	24,855	63	33,519
		1929	463	50,003	205	36,147	45	12,100
	Seattle-Tacoma area	1939	796	60,660	119	16,019	42	42,213
		1929	625	81,652	291	35,477	48	44,579
	Springfield-Holyoke area	1939	704	104,526	104	16,369	46	37,816
		1929	462	118,155	142	24,649	30	36,195
	Alhany-Schneetady-Troy area	1939	593	85,808	154	18,422	69	62,907
		1929	516	99,836	136	25,322	61	62,028
	Scranton-Wilkes-Barre area	1939	246	16,489	88	8,045	14	7,509
		1929	220	25,368	128	18,770	18	6,125
	Toledo area	1939	818	94,200	274	19,248	104	67,991
		1929	376	59,077	116	14,793	17	43,284

¹ Item for water wheels and water turbines included with that for steam engines to avoid disclosing data for an individual establishment.

POWER EQUIPMENT AND ENERGY CONSUMPTION

ENERGY PURCHASED (KILOWATT HOURS), FOR INDUSTRIAL AREAS: 1939 AND 1929

data for these industries, namely: Gas, manufactured, illuminating and heating; Railroad repair shops (electric and steam); Coffee and spice, roasting and grinding; Peanut, and for Motion pictures, not including projection in theaters)

PRIME MOVERS—continued				ELECTRIC MOTORS					Electric energy purchased (kilowatt hours)
Internal-combustion engines, including Diesel and semi-Diesel engines		Hydroturbines and water wheels		Total horsepower	Driven by purchased energy		Driven by energy generated in plant		
Number	Horsepower	Number	Horsepower		Number	Horsepower	Number	Horsepower	
15,589	1,806,225	3,854	1,603,669	45,291,319	4,138,287	29,213,085	1,224,478	16,078,234	45,040,074,557
10,991	1,203,303	6,511	1,557,503	33,844,131	2,655,142	21,793,762	829,959	12,050,369	36,426,624,736
3,057	770,470	645	168,160	24,655,241	2,325,075	16,156,115	615,734	8,499,126	21,403,344,030
2,622	708,523	1,203	232,664	18,835,238	1,550,583	12,086,533	449,193	6,748,705	18,015,212,113
339	40,086	11	372	2,165,594	426,657	1,620,101	67,020	545,493	1,882,522,623
377	27,844	27	887	1,777,253	287,863	1,307,939	54,246	469,314	1,565,474,096
394	298,133	21	2,161	3,362,978	272,005	1,763,629	69,625	1,599,349	2,138,404,457
270	246,353	48	3,994	2,474,130	163,447	1,386,973	48,042	1,087,157	1,763,461,202
244	23,061	29	1,578	1,408,389	146,255	911,709	49,367	496,680	1,351,405,449
384	30,487	87	3,420	1,161,961	110,353	753,437	38,578	408,524	978,465,687
127	16,918	15	1,751	2,183,298	162,780	1,323,299	81,100	859,999	1,238,622,351
59	2,883	10	1,137	1,038,987	114,015	758,771	30,089	280,216	1,056,950,627
151	11,173	103	35,470	895,694	103,844	573,832	40,987	321,862	571,763,297
126	4,637	175	37,385	772,509	79,704	451,453	35,155	321,056	468,575,461
173	71,529	6	903	2,589,420	83,375	1,354,356	51,830	1,235,064	1,812,159,909
228	69,782	6	708	1,659,146	52,936	691,325	41,394	967,821	994,174,621
41	2,754	63	10,916	481,934	73,908	376,786	19,059	105,148	581,742,297
25	6,963	105	17,208	535,848	50,348	407,439	17,168	128,409	530,656,221
41	26,573	3	700	1,027,117	99,138	688,144	10,371	338,973	779,600,748
95	37,557	9	869	863,907	63,150	493,422	12,373	370,485	565,436,174
74	5,257	31	3,579	555,122	63,441	403,984	19,462	151,138	427,908,985
40	1,362	61	7,159	429,911	36,970	307,787	15,315	122,124	313,044,135
200	16,285	1	180	634,618	69,355	467,422	14,911	167,196	577,701,473
76	6,511	40	942	558,457	42,990	350,178	10,585	208,279	492,226,139
275	18,806	3	28	615,940	93,840	582,115	2,743	33,825	797,846,071
147	13,499			430,074	51,571	406,714	1,383	23,360	520,454,399
91	31,381	5	1,495	830,662	32,357	564,325	10,246	266,337	641,440,234
70	74,815	9	1,156	511,117	28,700	273,269	7,205	237,848	353,004,069
18	4,100			578,190	61,020	401,803	22,136	176,387	416,034,467
22	3,758	4	113	547,111	38,991	351,839	22,337	195,272	569,363,437
62	46,948	1	45	1,085,576	75,758	1,058,963	2,410	26,613	2,965,228,119
74	37,016	11	1,422	961,497	45,867	821,630	6,165	139,867	3,256,171,632
47	2,633	7	3,388	607,495	43,429	370,226	20,057	237,269	316,413,755
85	3,950	3	3,283	418,668	32,733	278,172	12,240	140,496	474,087,386
63	5,260	113	14,031	338,833	36,812	266,564	12,326	72,269	281,197,296
25	1,015	203	21,672	249,642	23,867	200,250	6,261	49,392	280,446,700
105	6,109		(0)	545,043	64,802	464,190	5,374	80,853	615,941,669
66	2,165	1	105	435,551	46,662	417,014	1,587	18,537	534,256,909
62	19,262	4	4	1,120,997	29,247	604,803	15,885	516,194	662,430,920
71	46,037	32	4,707	853,809	18,078	444,622	13,916	409,187	540,153,919
24	1,771	46	8,444	216,141	35,442	186,048	4,827	30,093	191,426,720
24	740	66	9,954	179,362	18,248	140,598	4,334	38,764	223,951,864
85	83,641	13	878	494,988	23,610	172,080	13,645	322,908	408,574,801
45	72,535	38	1,955	429,528	24,150	148,930	11,427	280,598	245,220,626
15	1,156	3	250	171,975	29,439	127,792	11,177	44,183	164,812,119
20	658	12	1,354	135,434	16,884	84,917	8,739	50,517	117,351,388
21	5,086	14	28,975	214,684	30,857	152,096	7,590	62,588	182,562,764
14	1,498	34	43,080	182,406	21,310	145,337	4,734	37,069	167,633,254
63	6,856	1	15	486,964	15,078	211,060	8,776	275,904	291,172,538
70	6,984			408,932	9,794	178,072	6,400	230,860	152,498,828
21	1,018	15	438	107,331	19,050	100,499	1,678	6,832	142,317,292
28	833	26	806	99,763	14,183	68,176	2,811	21,587	121,299,056
26	2,294	7	775	411,676	18,516	189,843	15,834	221,833	237,819,430
16	1,199	14	1,281	313,125	11,553	150,302	7,602	162,823	306,154,796
4	515	2	220	177,243	27,428	142,754	3,785	34,489	183,465,207
9	502	1	(1)	108,041	15,935	83,769	-2,653	24,272	101,281,195
14	4,192	2	85	180,155	26,719	163,298	3,313	16,857	191,859,952
7	594			122,939	17,737	110,032	1,634	12,907	129,775,087
64	3,907			221,158	23,051	182,404	5,194	38,754	267,825,019
41	1,756			183,984	14,464	153,296	3,757	30,688	220,916,442
42	2,178	2	250	286,729	24,136	232,619	-2,873	54,110	401,879,636
28	1,328	2	268	243,254	17,243	195,832	-2,675	47,422	285,979,267
31	1,996	109	48,345	213,634	22,385	152,191	7,581	61,443	160,779,219
25	1,044	147	56,267	260,423	17,862	127,193	9,948	133,230	158,059,228
69	1,781	16	2,698	189,276	23,550	129,719	10,890	59,557	230,012,517
27	1,080	21	11,406	256,109	27,532	203,651	4,109	52,458	248,718,904
17	850	2	85	71,917	20,675	60,858	1,884	11,059	104,159,685
8	288	5	185	75,549	18,190	58,995	3,030	16,554	88,827,837
54	6,961			184,470	27,116	156,603	1,778	27,867	186,293,011
20	850	2	150	166,811	17,253	135,199	1,301	31,612	191,081,527

CB/Bureau of the Census Library



5 0673 01182248 6